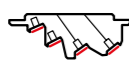


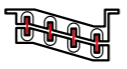


Flat copper bars selection

standard distribution

Copper bars and accessories

			≤ 400 A		≤ 800 A		≤ 1000 A		≤ 1600 A				≤ 4000 A				≤ 6300 A							
Flat busbars supports							Cat.Nos 0 373 22/23		Cat.Nos 0 373 24/25		Cat.Nos 0 373 12/13		Bar mounting: edgewise		Bar mounting: flat		Bar mounting: edgewise		Bar mounting: flat					
Flat copper bars			I (A)		I (A)		I (A)		I (A)		I (A)		I (A)		I (A)		I (A)		I (A)		I (A)			
Cat.Nos	Cross section (mm)	Number of bar per pole	IP ≤ 30	IP > 30	IP ≤ 30	IP > 30	IP ≤ 30	IP > 30	IP ≤ 30	IP > 30	IP ≤ 30	IP > 30	IP ≤ 30	IP > 30	IP ≤ 30	IP > 30	IP ≤ 30	IP > 30	IP ≤ 30	IP > 30	IP ≤ 30	IP > 30		
0 374 34	18 x 4	1	245	200	245	200	245	200	-	-	-	-	-	-	-	-	-	-	-	-	-	-		
0 374 38	25 x 4	1	280	250	-	-	-	-	-	-	-	-	-	-	-	-	-	-	-	-	-	-		
0 374 18	25 x 5	1	330	270	330	270	330	270	-	-	-	-	-	-	-	-	-	-	-	-	-	-		
0 374 19	32 x 5	1	450	400	450	400	450	400	-	-	-	-	-	-	-	-	-	-	-	-	-	-		
0 374 40	50 x 5	1	-	-	-	-	700	630	700	630	700	630	430	350	700	630	500	420	-	-	-	-		
		2	-	-	-	-	-	-	-	-	-	-	-	-	1150	1000	650	510	-	-	-	-		
		3	-	-	-	-	-	-	-	-	-	-	-	-	-	-	-	-	-	-	-	-	-	
		4	-	-	-	-	-	-	-	-	-	-	-	-	-	-	-	-	-	-	-	-	-	
0 374 41	63 x 5	1	-	-	-	-	800	700	800	700	800	700	500	400	800	700	600	500	-	-	-	-		
		2	-	-	-	-	-	-	-	-	-	-	-	-	1350	1150	770	590	-	-	-	-		
		3	-	-	-	-	-	-	-	-	-	-	-	-	-	-	-	-	-	-	-	-	-	
		4	-	-	-	-	-	-	-	-	-	-	-	-	-	-	-	-	-	-	-	-	-	
0 374 59	75 x 5	1	-	-	-	-	-	-	950	850	950	850	600	475	950	850	700	600	-	-	-	-		
		2	-	-	-	-	-	-	-	-	-	-	-	-	1500	1300	890	700	-	-	-	-		
		3	-	-	-	-	-	-	-	-	-	-	-	-	-	-	-	-	-	-	-	-	-	
		4	-	-	-	-	-	-	-	-	-	-	-	-	-	-	-	-	-	-	-	-	-	
0 374 43	80 x 5	1	-	-	-	-	-	-	1050	900	1000	900	630	500	1000	900	750	630	-	-	-	-		
		2	-	-	-	-	-	-	-	-	-	-	-	-	1650	1450	940	740	-	-	-	-		
		3	-	-	-	-	-	-	-	-	-	-	-	-	-	-	-	-	-	-	-	-	-	
		4	-	-	-	-	-	-	-	-	-	-	-	-	-	-	-	-	-	-	-	-	-	
0 374 46	100 x 5	1	-	-	-	-	-	-	-	-	1250	1050	750	580	1250	1050	850	700	-	-	-	-		
		2	-	-	-	-	-	-	-	-	-	-	-	-	1900	1600	1120	900	-	-	-	-		
		3	-	-	-	-	-	-	-	-	-	-	-	-	-	-	-	-	-	-	-	-	-	
		4	-	-	-	-	-	-	-	-	-	-	-	-	-	-	-	-	-	-	-	-	-	
125 x 5	80 x 10	1	-	-	-	-	-	-	-	-	-	-	-	-	-	-	-	-	-	-	-	-		
		2	-	-	-	-	-	-	-	-	-	-	-	-	-	-	-	-	-	-	-	-	-	
		3	-	-	-	-	-	-	-	-	-	-	-	-	-	-	-	-	-	-	-	-	-	-
		4	-	-	-	-	-	-	-	-	-	-	-	-	-	-	-	-	-	-	-	-	-	-
100 x 10	120 x 10	1	-	-	-	-	-	-	-	-	-	-	-	-	-	-	-	-	-	-	-	-		
		2	-	-	-	-	-	-	-	-	-	-	-	-	-	-	-	-	-	-	-	-	-	
		3	-	-	-	-	-	-	-	-	-	-	-	-	-	-	-	-	-	-	-	-	-	
200 x 10		1	-	-	-	-	-	-	-	-	-	-	-	-	-	-	-	-	3300	3000	2750	2400		
		2	-	-	-	-	-	-	-	-	-	-	-	-	-	-	-	-	5200	4800	3600	3250		
		3	-	-	-	-	-	-	-	-	-	-	-	-	-	-	-	-	7000	6400	5400	4800		



0 374 19 + 0 373 11



0 374 40



0 374 10

"Standard" distribution

Pack	Cat.Nos	Copper bars	Rigid, flat, threaded holes																																
			<table border="1"> <thead> <tr> <th>Cross section (mm)</th> <th>I permissible (A)</th> <th>Holes Ø mm</th> <th>Length (mm)</th> </tr> </thead> <tbody> <tr> <td>12 x 2</td> <td>110</td> <td>80</td> <td>990</td> </tr> <tr> <td>12 x 4</td> <td>160</td> <td>125</td> <td>990</td> </tr> <tr> <td>15 x 4</td> <td>200</td> <td>160</td> <td>990</td> </tr> <tr> <td>18 x 4</td> <td>245</td> <td>200</td> <td>990</td> </tr> <tr> <td>25 x 4</td> <td>280</td> <td>250</td> <td>990</td> </tr> <tr> <td>25 x 5</td> <td>330</td> <td>270</td> <td>1750</td> </tr> <tr> <td>32 x 5</td> <td>450</td> <td>400</td> <td>1750</td> </tr> </tbody> </table>	Cross section (mm)	I permissible (A)	Holes Ø mm	Length (mm)	12 x 2	110	80	990	12 x 4	160	125	990	15 x 4	200	160	990	18 x 4	245	200	990	25 x 4	280	250	990	25 x 5	330	270	1750	32 x 5	450	400	1750
Cross section (mm)	I permissible (A)	Holes Ø mm	Length (mm)																																
12 x 2	110	80	990																																
12 x 4	160	125	990																																
15 x 4	200	160	990																																
18 x 4	245	200	990																																
25 x 4	280	250	990																																
25 x 5	330	270	1750																																
32 x 5	450	400	1750																																
			<table border="1"> <thead> <tr> <th>Cross section (mm)</th> <th>IP ≤ 30</th> <th>IP > 30</th> <th>Holes Ø mm</th> <th>Length (mm)</th> </tr> </thead> <tbody> <tr> <td>50 x 5</td> <td>700</td> <td>630</td> <td>10.5 - 6.5</td> <td>1750</td> </tr> <tr> <td>63 x 5</td> <td>800</td> <td>700</td> <td>10.5 - 8.5</td> <td>1750</td> </tr> <tr> <td>75 x 5</td> <td>950</td> <td>850</td> <td>10.5 - 6.5</td> <td>1750</td> </tr> <tr> <td>80 x 5</td> <td>1000</td> <td>900</td> <td>10.5 - 6.5</td> <td>1750</td> </tr> <tr> <td>100 x 5</td> <td>1250</td> <td>1050</td> <td>10.5 - 6.5</td> <td>1750</td> </tr> </tbody> </table>	Cross section (mm)	IP ≤ 30	IP > 30	Holes Ø mm	Length (mm)	50 x 5	700	630	10.5 - 6.5	1750	63 x 5	800	700	10.5 - 8.5	1750	75 x 5	950	850	10.5 - 6.5	1750	80 x 5	1000	900	10.5 - 6.5	1750	100 x 5	1250	1050	10.5 - 6.5	1750		
Cross section (mm)	IP ≤ 30	IP > 30	Holes Ø mm	Length (mm)																															
50 x 5	700	630	10.5 - 6.5	1750																															
63 x 5	800	700	10.5 - 8.5	1750																															
75 x 5	950	850	10.5 - 6.5	1750																															
80 x 5	1000	900	10.5 - 6.5	1750																															
100 x 5	1250	1050	10.5 - 6.5	1750																															
			<table border="1"> <thead> <tr> <th>Cross section (mm)</th> <th>IP ≤ 30</th> <th>IP > 30</th> </tr> </thead> <tbody> <tr> <td>13 x 3</td> <td>200</td> <td>160</td> </tr> <tr> <td>20 x 5</td> <td>400</td> <td>250</td> </tr> <tr> <td>24 x 4</td> <td>400</td> <td>250</td> </tr> <tr> <td>32 x 5</td> <td>630</td> <td>400</td> </tr> <tr> <td>50 x 5</td> <td>850</td> <td>630</td> </tr> <tr> <td>50 x 10</td> <td>1250</td> <td>1000</td> </tr> </tbody> </table>	Cross section (mm)	IP ≤ 30	IP > 30	13 x 3	200	160	20 x 5	400	250	24 x 4	400	250	32 x 5	630	400	50 x 5	850	630	50 x 10	1250	1000											
Cross section (mm)	IP ≤ 30	IP > 30																																	
13 x 3	200	160																																	
20 x 5	400	250																																	
24 x 4	400	250																																	
32 x 5	630	400																																	
50 x 5	850	630																																	
50 x 10	1250	1000																																	

Pack	Cat.Nos	Accessories
10	0 373 11	Isolating profile Isolating profile for flat copper bars 18 x 4, 25 x 4, 25 x 5 and 32 x 5 mm, length 1 m Supplied with fixing clips
50	0 367 74	Insulating screws M6 x 10
50	0 367 75	HF screws with contact washe M6 x 10