



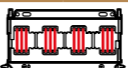
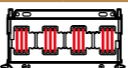
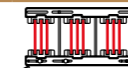
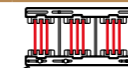


XL³ S 630 and XL³ S 4000

Busbar selection

Busbars and accessories

			≤ 400				≤ 800				≤ 3000				≤ 4000					
Flat copper busbar supports			 3 399 00 Vertical busbar		 3 399 01 Horizontal busbar		 3 399 06 Vertical busbar		 3 399 06 Horizontal busbar		 3 399 20/21/22/23 (fixing centres: 75 mm)		 3 399 20/21/22/23 (fixing centres: 75 mm)		 3 399 29/30 (fixing centres: 125 mm)		 3 399 29/30 (fixing centres: 125 mm)			
Cat.Nos	Cross-section (mm)	Number of bars per pole	I (A)		I (A)		I (A)		I (A)		I (A)		I (A)		I (A)		I (A)			
			IP ≤ 30	IP > 30	IP ≤ 30	IP > 30	IP ≤ 30	IP > 30	IP ≤ 30	IP > 30	IP ≤ 30	IP > 30	IP ≤ 30	IP > 30	IP ≤ 30	IP > 30	IP ≤ 30	IP > 30		
0 374 34	18 x 4	1	245	200	245	200	245	200	245	200	-	-	-	-	-	-	-	-		
0 374 38	25 x 4	1	280	250	280	250	-	-	-	-	-	-	-	-	-	-	-	-		
0 374 18	25 x 5	1	330	270	330	270	330	270	330	270	-	-	-	-	-	-	-	-		
0 374 19	32 x 5	1	450	400	450	400	450	400	450	400	-	-	-	-	-	-	-	-		
0 374 40	50 x 5	1	-	-	-	-	-	-	700	630	630	550	700	630	430	350	700	630	500	420
		2	-	-	-	-	-	-	-	-	-	-	-	-	-	-	1180	1020	750	630
		3	-	-	-	-	-	-	-	-	-	-	-	-	-	-	1600	1380	1000	900
		4	-	-	-	-	-	-	-	-	-	-	-	-	-	-	2020	1720	1120	1000
0 374 41	63 x 5	1	-	-	-	-	-	-	800	700	720	630	800	700	500	400	800	700	600	500
		2	-	-	-	-	-	-	-	-	-	-	-	-	-	1350	1150	770	590	
		3	-	-	-	-	-	-	-	-	-	-	-	-	-	1900	1600	1100	1000	
		4	-	-	-	-	-	-	-	-	-	-	-	-	-	2350	1950	1350	1200	
0 374 59	75 x 5	1	-	-	-	-	-	-	-	-	-	-	950	850	600	475	950	850	700	600
		2	-	-	-	-	-	-	-	-	-	-	-	-	-	1500	1300	890	700	
		3	-	-	-	-	-	-	-	-	-	-	-	-	-	2200	1900	1250	1100	
		4	-	-	-	-	-	-	-	-	-	-	-	-	-	2700	2300	1600	1400	
0 374 43	80 x 5	1	-	-	-	-	-	-	-	-	-	-	1000	900	630	500	1000	900	750	630
		2	-	-	-	-	-	-	-	-	-	-	-	-	-	1650	1450	940	740	
		3	-	-	-	-	-	-	-	-	-	-	-	-	-	2350	2000	1300	1150	
		4	-	-	-	-	-	-	-	-	-	-	-	-	-	2850	2400	1650	1450	
0 374 46	100 x 5	1	-	-	-	-	-	-	-	-	-	-	1250	1050	750	580	1250	1050	850	700
		2	-	-	-	-	-	-	-	-	-	-	-	-	-	1900	1600	1120	900	
		3	-	-	-	-	-	-	-	-	-	-	-	-	-	2900	2450	1600	1400	
		4	-	-	-	-	-	-	-	-	-	-	-	-	-	3500	2900	1900	1650	
125 x 5	1	1	-	-	-	-	-	-	-	-	-	-	1450	1270	1000	800	1450	1270	1000	800
		2	-	-	-	-	-	-	-	-	-	-	-	-	-	2500	2150	1450	1250	
		3	-	-	-	-	-	-	-	-	-	-	-	-	-	3450	2900	1800	1600	
		4	-	-	-	-	-	-	-	-	-	-	-	-	-	4150	3450	2150	1950	
50 x 10	1	1	-	-	-	-	-	-	-	-	-	-	950	850	880	650	950	850	880	650
		2	-	-	-	-	-	-	-	-	-	-	-	-	-	1680	1470	1250	1050	
		3	-	-	-	-	-	-	-	-	-	-	-	-	-	2300	2030	2000	1600	
60 x 10	1	1	-	-	-	-	-	-	-	-	-	-	1150	1020	1000	800	1150	1020	1000	800
		2	-	-	-	-	-	-	-	-	-	-	-	-	-	2030	1750	1600	1250	
		3	-	-	-	-	-	-	-	-	-	-	-	-	-	2800	2400	2250	1850	
80 x 10	1	1	-	-	-	-	-	-	-	-	-	-	1460	1270	1150	950	1460	1270	1150	950
		2	-	-	-	-	-	-	-	-	-	-	-	-	-	2500	2150	1700	1500	
		3	-	-	-	-	-	-	-	-	-	-	-	-	-	3450	2900	2500	2000	
100 x 10	1	1	-	-	-	-	-	-	-	-	-	-	1750	1500	1350	1150	1750	1500	1350	1150
		2	-	-	-	-	-	-	-	-	-	-	-	-	-	3050	2550	2000	1650	
		3	-	-	-	-	-	-	-	-	-	-	-	-	-	4150	3500	2900	2400	
120 x 10	1	1	-	-	-	-	-	-	-	-	-	-	2000	1750	1650	1450	2000	1750	1650	1450
		2	-	-	-	-	-	-	-	-	-	-	-	-	-	3600	3000	2500	2000	
		3	-	-	-	-	-	-	-	-	-	-	-	-	-	4800	4000	3500	3000	



4 044 32 + 3 399 02 (p. 367) + 3 379 80 (p. 342)




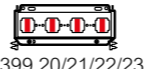
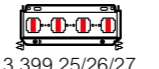
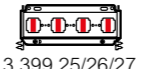
Pack	Cat.Nos	C-section aluminium bars			
		Tinned copper aluminium C-section busbars Electrolytic compatibility with copper guaranteed			
		30 x 14 mm - length 1600 mm			
		Cross-section (mm)	I permissible (A)		
			IP ≤ 30	IP > 30	IP > 30
1	4 044 30	187	320	250	250
1	4 044 31	238	500	400	400
1	4 044 32	323	700	630	630
		40 x 30 mm - length 1780 mm			
1	0 373 54	524	800	630	630
1	0 373 55	549	1000	800	800
1	0 373 56	586	1250	1000	1000
1	0 373 57	686	1450	1250	1250
1	0 373 58	824	1750	1600	1600

Pack	Cat.Nos	Insulating caps for nuts	
1	3 399 41	Pack of 50 M8 caps	
1	3 399 42	Pack of 50 M10 caps	
1	3 399 43	Pack of 50 M12 caps	

		Copper busbars				Rigid, flat, threaded holes			
		Cross-section (mm)		I permissible (A)		Holes (mm)		Length (mm)	
		IP ≤ 30	IP > 30	IP ≤ 30	IP > 30	Ø mm	Length (mm)		
10	0 373 88	12 x 2	110	80	M5	990			
10	0 373 89	12 x 4	160	125	M5	990			
10	0 374 33	15 x 4	200	160	M6	990			
10	0 374 34	18 x 4	245	200	M6	990			
10	0 374 38	25 x 4	280	250	M6	990			
4	0 374 18	25 x 5	330	270	M6	1750			
4	0 374 19	32 x 5	450	400	M6	1750			

		Rigid, flat, clearance holes							
		Cross-section (mm)		I permissible (A)		Holes (mm)		Length (mm)	
		IP ≤ 30	IP > 30	IP ≤ 30	IP > 30	Ø mm	Length (mm)		
1	0 374 40	50 x 5	700	630	10.5 - 6.5	1750			
1	0 374 41	63 x 5	800	700	10.5 - 8.5	1750			
1	0 374 59	75 x 5	950	850	10.5 - 6.5	1750			
1	0 374 43	80 x 5	1000	900	10.5 - 6.5	1750			
1	0 374 46	100 x 5	1250	1050	10.5 - 6.5	1750			

		Accessories			
10	0 373 11	Insulating strip Insulating strip for flat copper bars 18 x 4, 25 x 4, 25 x 5 and 32 x 5 mm, length 1 m Supplied with fixing clips			
50	0 367 74	Insulating screws M6 x 10			
50	0 367 75	HF screws with contact washer M6 x 10			

			≤ 630				≤ 1600				≤ 1600/3200			
C-section aluminium busbar supports			 3 399 02/03 Vertical busbar		 3 399 04/05 Horizontal busbar		 3 399 31/32/33 (fixing centres: 75 mm)		 3 399 20/21/22/23 (fixing centres: 75 mm)		 3 399 25/26/27 (fixing centres: 125 mm)		 3 399 25/26/27 (fixing centres: 125 mm)	
Cat.Nos	Cross-section (mm)	Number of bars per pole	I (A)		I (A)		I (A)		I (A)		I (A)		I (A)	
			IP ≤ 30	IP > 30	IP ≤ 30	IP > 30	IP ≤ 30	IP > 30	IP ≤ 30	IP > 30	IP ≤ 30	IP > 30	IP ≤ 30	IP > 30
4 044 30	187	1	320	250	320	250	320	250	-	-	-	-	-	-
4 044 31	238	1	500	400	500	400	500	400	-	-	-	-	-	-
4 044 32	323	1	700	630	700	630	700	630	-	-	-	-	-	-
0 373 54	524	1	-	-	-	-	-	-	800	630	630	500	800	630
0 373 55	549	1	-	-	-	-	-	-	1000	800	800	630	1000	800
0 373 56	586	1	-	-	-	-	-	-	1250	1000	1000	800	1250	1000
0 373 57	686	1	-											