


XL³ S 4000

equipment for mounting DMX³ and DMX-SP on a plate



Selection chart p. 344 to 353
Installation principle p. 3687

Fixing plates for DMX³ size 1600

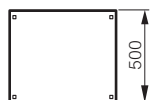
Pack	Cat.Nos	3P/4P
1	3 391 01	Fixed or draw-out version
1	3 391 03	For 16-module enclosure
1	3 391 05	For 24-module enclosure
		For 36-module enclosure

Faceplates for DMX³ size 1600

Fixed with 1/4 turn screws or screws

Fixed version

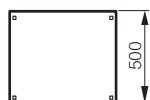
Height: 500 mm
For 16-module enclosure



For 24-module enclosure
For 36-module enclosure

Draw-out version

Height: 500 mm
For 16-module enclosure



For 24-module enclosure
For 36-module enclosure

Fixing plates for DMX³ size 2500

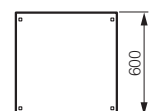
Pack	Cat.Nos	3P/4P
1	3 391 43	Fixed and draw-out version
1	3 391 45	For 24-module enclosure
		For 36-module enclosure

Faceplates for DMX³ size 2500

Fixed with 1/4 turn screws or screws

Fixed and draw-out version

Height: 600 mm
For 24-module enclosure
For 36-module enclosure



Fixing plates for DMX³ and DMX-SP size 4000

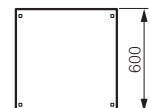
Pack	Cat.Nos	3P/4P
1	3 391 85	Fixed and draw-out version
		For 36-module enclosure

Faceplates for DMX³ and DMX-SP size 4000

Fixed with 1/4 turn screws or screws

Fixed and draw-out version

Height: 600 mm
For 36-module enclosure



Fixing plates for DMX-SP size 2500

Pack	Cat.Nos	3P/4P
1	3 392 22	Fixed and draw-out version
1	3 392 25	For 24-module enclosure
		For 36-module enclosure

Faceplates for DMX-SP size 2500

Fixed with 1/4 turn screws or screws

Fixed version

Height: 500 mm
For 24-module enclosure
For 36-module enclosure



Draw-out version

Height: 500 mm
For 24-module enclosure
For 36-module enclosure

