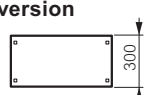

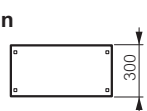
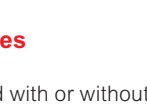
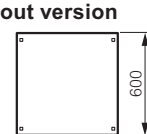
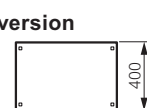
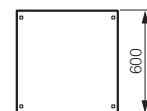
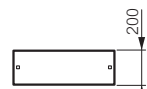




Selection chart **p. 344 to 353**  
Installation principle **p. 368**

Pack	Cat.Nos	Fixing plates for DRX/DPX <sup>3</sup> 250 HP - horizontal mounting on crosspieces
1	3P/4P 3 373 52	For devices with or without e.l.c.b and with or without rotary or motor driven handle <b>DRX/DPX<sup>3</sup> 250 HP fixed version</b> For 24 and 36-module enclosure
1	3 373 55	<b>DPX<sup>3</sup> 250 HP plug-in version</b> For 24 and 36-module enclosure
1	3 373 48	<b>DPX<sup>3</sup> 250 HP plug-in or draw-out version</b> For 16-module enclosure: DPX <sup>3</sup> 250 HP plug-in or draw-out version For 24 and 36-module enclosure: DPX <sup>3</sup> 250 HP draw-out version
1	3 373 53	<b>DPX<sup>3</sup> 250 HP transfer switch, fixed version</b> For 24 and 36-module enclosure
1	3 373 54	<b>DPX<sup>3</sup> 250 HP transfer switch, draw-out version</b> For 24-module enclosure
<b>Fixing plates for DRX/DPX<sup>3</sup> 250 HP - vertical mounting on crosspieces</b>		
For devices with or without e.l.c.b and with or without rotary or motor driven handle		
1	3P/4P 3 373 44	<b>DRX/DPX<sup>3</sup> 250 HP fixed version</b> For 16-module enclosure
1	3 373 45	For 24-module enclosure
1	3 373 46	For 36-module enclosure
1	3 373 50	<b>DPX<sup>3</sup> 250 HP, plug-in version</b> For 24-module enclosure
1	3 373 51	For 36-module enclosure
1	3 373 48	<b>DPX<sup>3</sup> 250 HP, plug-in or draw-out version</b> For 16-module enclosure: DPX <sup>3</sup> 250 HP plug-in or draw-out version For 24-module enclosure: DPX <sup>3</sup> 250 HP draw-out version
1	3 373 49	<b>DPX<sup>3</sup> 250 HP alone or transfer switch, draw-out version</b> For 36-module enclosure
1	3 373 47	<b>DPX<sup>3</sup> 250 HP transfer switch, fixed version</b> For 24 and 36-module enclosure

Pack	Cat.Nos	Faceplates for DPX <sup>3</sup> 250 HP - horizontal mounting on crosspieces
Fixed with 1/4 turn screws or screws For devices with or without e.l.c.b and with or without rotary or motor driven handle		
1	3P/4P 3 386 54	<b>DPX<sup>3</sup> 250 HP fixed version</b> Height: 200 mm For 24-module enclosure
1	3 386 57	For 36-module enclosure
1	3 373 63	<b>DPX<sup>3</sup> 250 HP plug-in version</b> Height: 200 mm For 24-module enclosure
1	3 373 64	For 36-module enclosure
1	3 373 66	<b>DPX<sup>3</sup> 250 HP draw-out version</b> Height: 600 mm For 24-module enclosure
1	3 373 67	For 36-module enclosure
1	3 373 61	<b>DPX<sup>3</sup> 250 HP transfer switch, fixed version</b> Height: 400 mm For 24-module enclosure
1	3 373 62	For 36-module enclosure
1	3 373 65	<b>DPX<sup>3</sup> 250 HP transfer switch, draw-out version</b> Height: 600 mm For 24-module enclosure
<b>Faceplates for DPX<sup>3</sup> 250 HP - vertical mounting on crosspieces</b>		
Fixed with 1/4 turn screws or screws For devices with or without e.l.c.b and with or without rotary or motor driven handle		
1	3P/4P 3 386 71	<b>DPX<sup>3</sup> 250 HP fixed or plug-in version</b> Height: 300 mm For 16-module enclosure
1	3 386 74	For 24-module enclosure
1	3 386 77	For 36-module enclosure
1	3 373 58	<b>DPX<sup>3</sup> 250 HP, draw-out version</b> Height: 400 mm For 16-module enclosure
1	3 373 59	For 24-module enclosure
1	3 373 60	<b>DPX<sup>3</sup> 250 HP alone, draw-out version and transfer switch, draw-out version</b> Height: 400 mm For 36-module enclosure
1	3 373 56	<b>DPX<sup>3</sup> 250 HP transfer switch, fixed version</b> Height: 300 mm For 24-module enclosure
1	3 373 57	For 36-module enclosure



Faceplates for DRX 250 HP **p. 357**