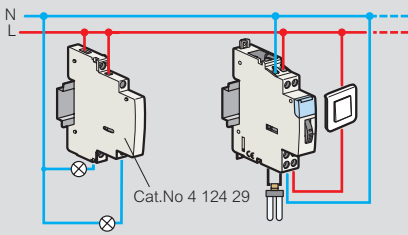


# Pulse operated latching relays CX<sup>3</sup>

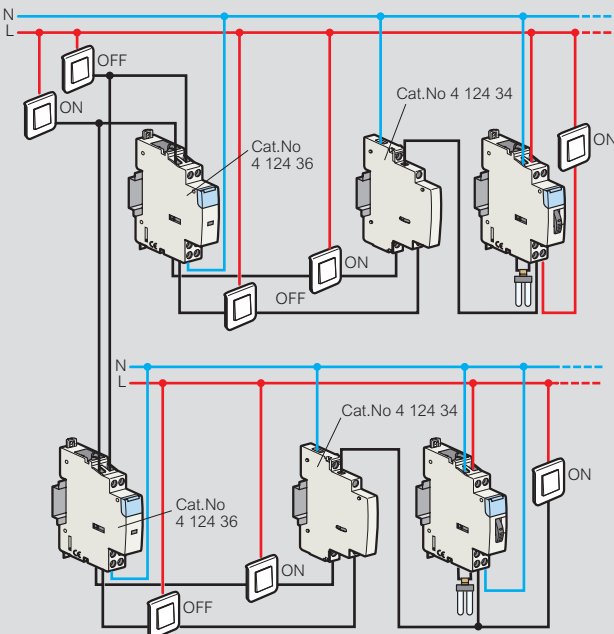
## technical characteristics

### Wiring diagrams

#### Signalling with auxiliary Cat.No 4 124 29

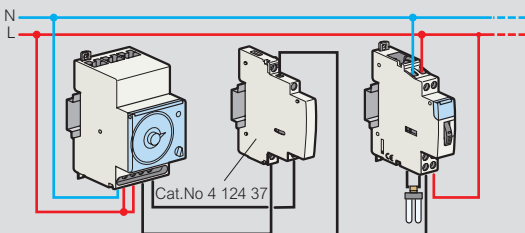


#### Centralized control at one point using auxiliary devices Cat.Nos 4 124 34 and 4 124 36



Use only non illuminated push-buttons

#### Control via maintained contact using auxiliary device Cat.No 4 124 37 and time switch



### Technical characteristics

#### Power consumption

Cat.Nos	4 124 00 4 124 01	4 124 04	4 124 05 4 124 10	4 124 14	4 124 11	4 124 08 4 124 12	4 124 16
Control voltage	230 V~	12 V~	24 V~	24 V~	48 V~	230 V~	230 V~
Nominal current	16 A	16 A	16 A	16 A	16 A	16 A	16 A
Connection	1 N/O	1 N/O	1 N/O 2 N/O	4 N/O	2 N/O	1 N/O 2 N/O	4 N/O
Number of modules	1	1	1	1	1	1	2
Holding	-	670 mA	280 mA	570 mA	170 mA	30 mA	50 mA
Inrush	-	2500 mA	1200 mA	2500 mA	700 mA	130 mA	250 mA

#### Connection cross section mm<sup>2</sup>

Type of conductors	Cross section
Rigid	1 x 6 mm <sup>2</sup> or 2 x 2,5 mm <sup>2</sup>
Flexible	1 x 6 mm <sup>2</sup> or 2 x 2,5 mm <sup>2</sup>
Flexible with single ferrule	6 mm <sup>2</sup>
Flexible with double ferrule	2 x 4 mm <sup>2</sup>