










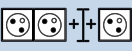


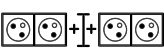
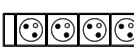






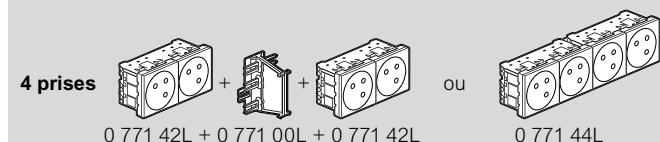
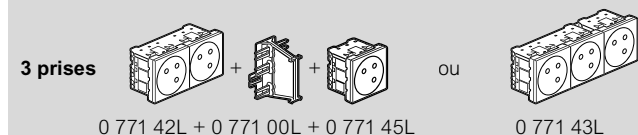
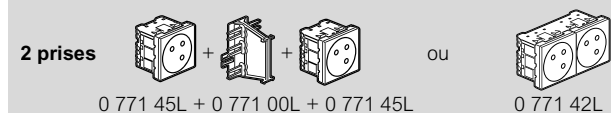
# Mosaic™

## tableau suggestion d'installation prises Mosaic Link et supports d'installation spécial bureau

		SOLUTIONS SPECIALES BUREAU			
		 <b>BOITES DE SOL</b> (p. 932 à 945)	 <b>BLOCS BUREAU</b> (p. 981)	 <b>GOULOTTES (p. 960)</b> <b>COLONNES (p. 948)</b> <b>COLONNETTES (p. 947)</b>	 <b>GOULOTTES A CLIPPAGE DIRECT</b> (p. 952)
		A équiper de prises Mosaic Link		A équiper de prises Soluclip	
		Ne nécessitent pas de support, ni de plaque			
	2 modules	 0 771 45L	 0 771 01L <sup>(1)</sup>		
	4 modules	 0 771 42L	 0 771 02L <sup>(1)</sup>		
	6 modules	 0 771 42L + 0 771 00L + 0 771 45L	 0 771 03L <sup>(1)</sup>		
	8 modules	 0 771 42L + 0 771 00L + 0 771 42L	 0 771 04L <sup>(1)</sup>		
	2 x 6 modules	 2 x 0 771 42L + 2 x 0 771 00L + 2 x 0 771 45L (uniquement pour boîtes de sol)			
	2 x 8 modules	 2 x 0 771 42L + 2 x 0 771 00L + 2 x 0 771 42L (uniquement pour boîtes de sol)			

1 : Prises Soluclip pour goulottes à clippage direct

### COMPOSER VOTRE PRISE MOSAIC LINK AVEC L'ACCESSOIRE DE RACCORDEMENT REF. 0 771 00L



### AJOUTER UN CHARGEUR USB À VOS PRISES AVEC L'ACCESSOIRE DE RACCORDEMENT MOSAIC LINK

