



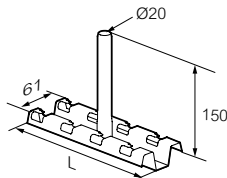
ceiling mounting - SCF - PFSCF - EXTSCF - UCS



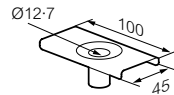
Dimensions and technical information p. 114-115

NOTE : please use Cat. No. when placing your order

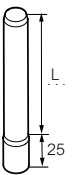
Pack	Cat. Nos.		SCF – central hangers			
			\updownarrow 30 → 54 mm	\leftrightarrow 200 → 600 mm	For technical information, see p. 114	
	GS	HR	L	\downarrow FL	\downarrow FL	\downarrow FL
			mm	daN	daN	daN
1	CM586200	CM586206	SCF200	194	300	37
1	CM586300	CM586306	SCF300	294	160	29
1	CM586400	CM586406	SCF400	394	140	23
1	CM586450	CM586456	SCF450	444	130	20
1	CM586500	CM586506	SCF500	494	120	20
1	CM586600	CM586606	SCF600	594	100	19



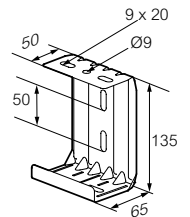
Pack	Cat. Nos.		PFSCF – locating ceiling plate	
			\updownarrow 30 → 54 mm	\leftrightarrow 200 → 600 mm
			For technical information, see p. 114	
	GS		L	
			mm	
1	CM586210		100	



Pack	Cat. Nos.		EXTSCF – rod sheaths	
			\updownarrow 30 → 54 mm	\leftrightarrow 200 → 600 mm
			For technical information, see p. 114	
	GS		L	
			mm	
1	CM586810	EXT-SCF 50	50	
1	CM586820	EXT-SCF 100	100	
1	CM586830	EXT-SCF 150	150	
1	CM586840	EXT-SCF 325	325	



Pack	Cat. Nos.		UCS – ceiling support brackets	
			\updownarrow 30 → 54 mm	\leftrightarrow 50 → 300 mm
			For technical information, see p. 115	
	GS	GC	L	\curvearrowright
			mm	daN.m
1	CM586150	CM586153	100	18



Key: **GS** Pre-galvanised **HR** High Resistance*
GC Hot dip galvanised after manufacture

* For more information on High Resistance finish p. 12-13, 150 For detailed information related to finishes, refer to p. 150-151

All dimensions (mm) are nominal