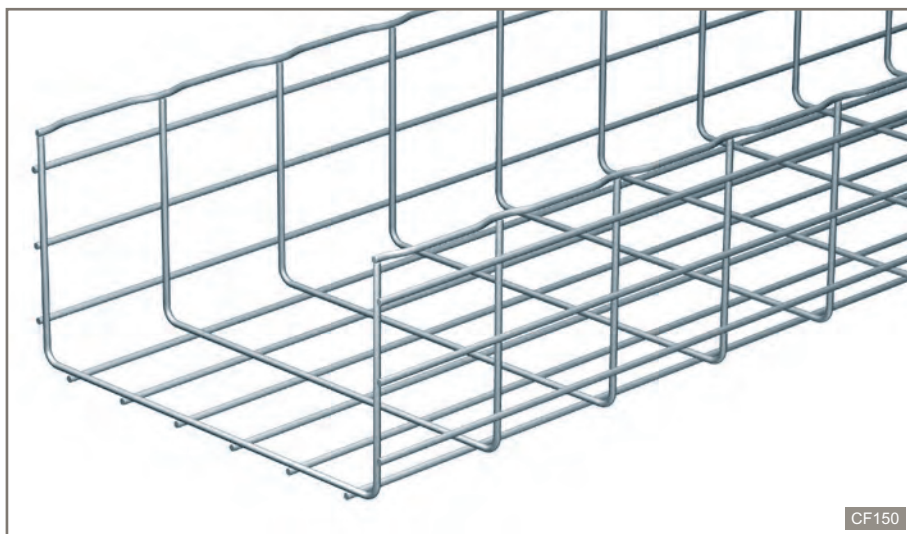


straight lengths - CF150 - CF150 EASY ACCESS HEAVY DUTY



CF150

Loading graphs **p. 71**  
 Dimensions and technical information **p. 71**

**NOTE : please use Cat. No. when placing your order**

Pack	Cat. Nos.		CF150 – straight lengths (3 m)	
			$\updownarrow$ 150 mm	$\leftrightarrow$ 150 mm $\rightarrow$ 600 mm $\leftrightarrow$ 3 m
			For length to length coupling options :	
			• EDRN, see p. 32	
			• ED275 + KITFIXTR / KITFIXVS, see p. 32, 37	
			• KITASSTR / KITASSVS, see p. 37	
			Width (mm)	
1	<b>EZ</b>	<b>GC</b>	CF150/150	150
1			CF150/200	200
1			CF150/300	300
1			CF150/400	400
1			CF150/450	450
1			CF150/500	500
1			CF150/600	600
1	<b>HR</b>		CF150/150	150
1			CF150/200	200
1			CF150/300	300
1			CF150/400	400
1			CF150/450	450
1			CF150/500	500
1			CF150/600	600

<b>Key:</b> <b>EZ</b> Electrogalvanised after manufacture	<b>304L</b> Stainless steel 304 L
<b>GC</b> Hot dip galvanised after manufacture	<b>316L</b> Stainless steel 316 L
<b>HR</b> High Resistance*	

\* For more information on High Resistance finish **p. 12-13, 150**

For detailed information related to finishes, refer to **p. 150-151**

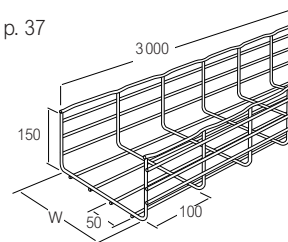
Pack	Cat. Nos.	
1	<b>304L</b> CM000988	<b>316L</b> CM000984
1	CM000958	CM000954
1	CM000968	CM000964
1	CM000978	CM000974
1	CM001018	CM001014
1	–	CM001024

**CF150 stainless steel – straight lengths (3 m)**

$\updownarrow$  150 mm  $\leftrightarrow$  150 mm  $\rightarrow$  500 mm  $\leftrightarrow$  3 m

For length to length coupling options :

- ED275 + CE25 + BTRCC 6 x 20, see p. 32, 36, 61
- KITINOX, see p. 37



Width (mm)	Diagram
150	
200	
300	
400	
450	
500	

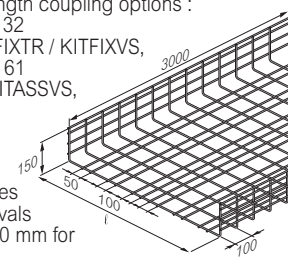
Pack	Cat. Nos.
1	<b>EZ</b> CM100983

**CF150 easy access - heavy duty – straight lengths (3 m)**

$\updownarrow$  150 mm  $\leftrightarrow$  900 mm  $\leftrightarrow$  3 m

For length to length coupling options :

- EDRN, see p. 32
- ED275 + KITFIXTR / KITFIXVS, see p. 32, 36, 61
- KITASSTR / KITASSVS, see p. 37



Note : Base wires spaced at intervals of 50 mm or 100 mm for easy access

Width (mm)	Diagram
900	

1: No safety edge