

Titan

LED



Titan LED

Universal luminaire for wet and dry premises. Titan can be used in indoor and outdoor applications both in public and private applications like corridors, staircases, kitchens, bath- and hobby rooms.



“For heavy duty
public areas, IK10!”



Titan surface mounting



Titan recess mounting



ATR-models

Structure

- ▶ Body, frame and diffuser – shock resistant polycarbonate
- ▶ Frame colour: white
- ▶ Titan LED-models CL1
- ▶ LED-models:
 - connected load 13W, luminaire luminous flux 860 lm, comparable to 1x18W TC
 - connected load 20W, luminaire luminous flux 1215 lm, comparable to 2x18W TC
 - 4000 K, Ra > 80, power factor 0,93
 - Ambient temperature - 20 °C - + 30 °C
 - LED-module lifespan 50 000 h (L70), T_a=25 °C

Control

- ▶ ATR... -models are sensor luminaires equipped with high-frequency radar to detect motion (Radar unit), radar unit is located inside the luminaire and is not visible outside
- ▶ ATRD-models with constant light effect 10% and radar controlled light effect 100%

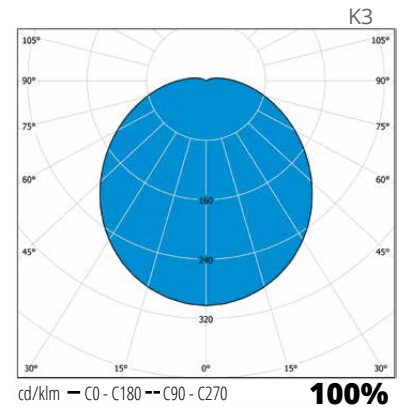
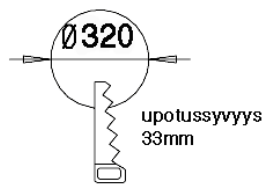
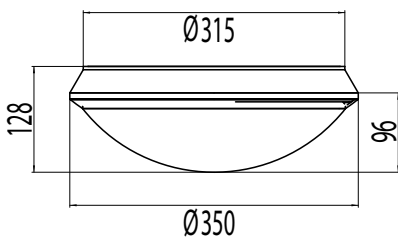
Mounting

- ▶ To the ceiling and to the wall, both for surface and recess mounting
- ▶ Recess mounting bracket included in the packing
- ▶ Recess depth 33 mm, recess hole ø 320 mm
- ▶ Snap-in terminal block 3x2,5 mm² with through wiring, sensor-models -o- 5x2,5 mm²

- ▶ Sensor luminaire models see more accurate information at WEB-site
 - To the ceiling max. 4 meters height and to the wall max. 2,7 meters height
 - Suitable for stand-alone and master-slave and master-slave-master installation
 - Maximum load behind one master is 300W (bulb) or 200W (fluorescent or LED) including the master luminaire
- Slave luminaires from the Ensto basic luminaire range

Made to order

- ▶ Emergency models with 1 hour battery back-up
- ▶ LED models with radar and radio control (868 MHz) in Master-Slave installations



E number	Type	Product name	Base	Light distribution	Additional information
Titan LED luminaires					
41 031 33	AT100LED	AT100LED IP44 LED 13W/840	LED	K3	
41 032 27	AT100LED20	AT100LED20 IP44 LED 20W/840	LED	K3	
Titan LED sensor luminaires					
41 031 34	ATR100LED	ATR100LED IP44 LED 13W/840 RAD	LED	K3	
41 032 57	ATRD100LED	ATRD100LED IP44 13W/840 D8%	LED	K3	with base light
41 032 29	ATR100LED20	ATR100LED20 IP44 LED20W/840 R	LED	K3	
41 032 30	ATRD100LED20	ATRD100LED20 LED20W 4K R D10%	LED	K3	with base light
Titan accessories					
41 030 31	820000	Diffuser TITAN Ø350			