

Diana Flat LED

LED



Diana Flat LED



Diana Flat LED is slim modular luminaire series for general lighting in offices and commercial premises. Edge-lit technology combined with opal diffuser gives finished looks in even most demanding places.

Optics

Ensto luminaires include variable possibilities for optical solutions to choose from. Symmetric, wide and many others, our product families have several options for light distribution and -output to fit your project and demand.

Tunable White

Ensto luminaires with Tunable White -solution are a base for Human Centric lighting. You can integrate Ensto TW -luminaires into numerous control systems which operate steplessly between 2700 K and 6500 K. Tunable White -solution is perfect for modern office use.

DALI

DALI drivers enable luminaires to be connected to DALI based control systems and Smart Buildings. Compared to a fixed output installation, the dimming and individual control capability provided by DALI enables considerable energy savings and control, depending on luminaire specifications.



“Optically smart
and simple fixture for
general lighting.”



Diana Flat LED 300x1200 mm

Structure

- ▶ Body white powder-coated aluminium
- ▶ Opal diffuser (O) or micro-prismatic optics (M)
- ▶ CL2, 1-10V-models CL1
- ▶ Luminaire IP44 from bottom side, IP20 from top side
- ▶ With microprismatic versions glare evaluation (EN 12464-1) according to UGR < 19
- ▶ 300x300 mm recessed frame and fastening spring brackets
- ▶ Range:
 - 600x600 mm and 300x1200 mm with opal diffuser or with micro-prismatic optics
 - 300x300 mm with opal diffuser
- ▶ Ambient temperature + 25 °C
- ▶ LED module lifespan $T_a=25\text{ °C}$:
 - 600x600- and 300x1200-models:
 - >100 000 h (L70)
 - 100 000 h (L80)
 - 50 000 h (L90)
 - 300x300-models:
 - 50 000 h (L70)
- ▶ LED driver life time $T_a=25\text{ °C}$:
 - 100 000 h (max. 10 % failure)

Mounting

- ▶ To the T-list ceiling (600x600 mm and 300x1200 mm) and recess mounting hole (300x300 mm)
- ▶ Surface mounting (600x600 mm and 300x1200 mm) with separate surface mounting frame
- ▶ For embedding installation a separate embedding frame (600x600 mm) also with a grid
- ▶ To solid ceiling (600x600 mm and 300x1200 mm) with separate frame
- ▶ Suspension mounting with separate suspension mounting kit 600x600 mm and 300x1200 mm, suspension measure max. 1500 mm
- ▶ -o- 3x2,5 mm² and 5x2,5 mm² (DALI)
- ▶ -o- 5x1,5 mm² (DL3X3ED)
- ▶ Power source can be placed on the top of the panel or beside it

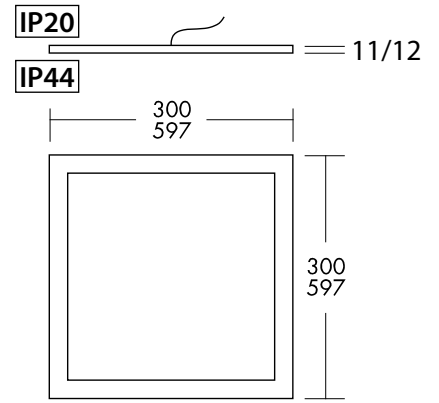
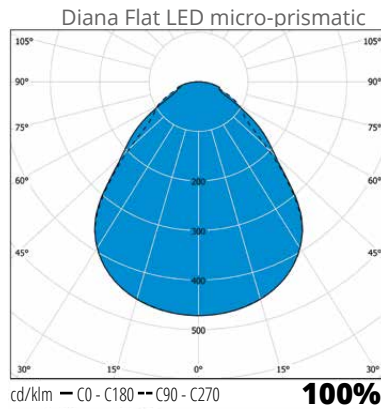
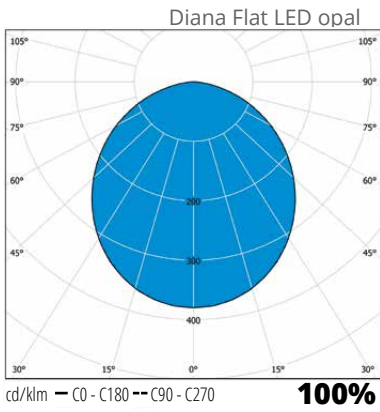
Made to order

- ▶ Mounting kit for concealed grid ceiling
- ▶ Surface mounting frame DL3X12-K (300x1200 mm) and DL3X3-K (300x300 mm)
- ▶ DL3X12O and DL3X12M (300x1200 mm) 3000 K-models
- ▶ With luminaire integrated sensors. Check sensor specific availability from the product management.
- ▶ Optimized luminous flux versions to projects

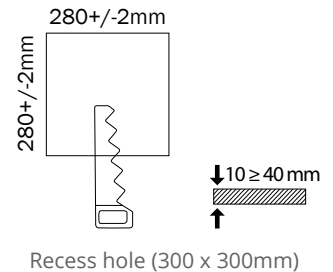

E number	Type	Product name	Kg	Length	Height	Width	Luminous flux
Diana Flat LED 600x600, opal diffuser							
42 607 44	DL6X6O	DL6X6O 39W/840 LED O AC	3,6	597	11	597	4980 lm
42 603 22	DL6X6O22	DL6X6O22 20W/840 LED O AC	3,6	597	11	597	2590 lm
42 606 07	DL6X6OED22	DL6X6OED22 20W/840LED O AC DA	3,6	597	11	597	2590 lm
42 603 23	DL6X6O30	DL6X6O30 25W/840 LED O AC	3,6	597	11	597	3280 lm
42 606 08	DL6X6OED30	DL6X6OED30 25W/840 LED O AC DA	3,6	597	11	597	3280 lm
42 607 59	DL6X6OED	DL6X6OED 39W/840 LED O AC DALI	3,6	597	11	597	4980 lm
42 607 64	DL6X6OELD	DL6X6OELD 39W/840 LED AC 1-10V	3,6	597	11	597	4980 lm
42 607 51	DL6X6O/3K	DL6X6O/3K 39W/830 LED O AC	3,6	597	11	597	4780 lm
42 607 62	DL6X6OED/3K	DL6X6OED/3K 39W/830 O AC DALI	3,6	597	11	597	4780 lm
42 607 65	DL6X6OELD/3K	DL6X6OELD/3K 39W/830 O AC 1-10	3,6	597	11	597	4780 lm
42 606 29	DL6X6O/940	DL6X6O/940 39W/940 LED O AC	3,6	597	11	597	4510 lm
42 606 38	DL6X6OED/940	DL6X6OED/940 39W/940 LED O AC	3,6	597	11	597	4510 lm



E number	Type	Product name	Kg	Length	Height	Width	Luminous flux
Diana Flat LED 600x600, micro-prismatic optics							
42 607 19	DL6X6M	DL6X6M 39W/840 LED MP	3,6	597	11	597	4980 lm
42 603 20	DL6X6M22	DL6X6M22 20W/840 LED MP AC	3,6	597	11	597	2560 lm
42 606 56	DL6X6MED22	DL6X6MED22 20W/840LED MP AC DA	3,6	597	11	597	2560 lm
42 603 21	DL6X6M30	DL6X6M30 25W/840 LED MP AC	3,6	597	11	597	3290 lm
42 606 59	DL6X6MED30	DL6X6MED30 25W/840 MP AC DA	3,6	597	11	597	3290 lm
42 607 29	DL6X6MED	DL6X6MED 39W/840 LED MP AC DALI	3,6	597	11	597	4980 lm
42 607 37	DL6X6MELD	DL6X6MELD 39W/840 LED AC 1-10V	3,6	597	11	597	4980 lm
42 607 20	DL6X6M/3K	DL6X6M/3K 39W/830 LED MP AC	3,6	597	11	597	4830 lm
42 607 34	DL6X6MED/3K	DL6X6MED/3K 39W/830 MP AC DALI	3,6	597	11	597	4830 lm
42 607 38	DL6X6MELD/3K	DL6X6MELD/3K 39W/830 MP 1-10V	3,6	597	11	597	4830 lm
42 606 62	DL6X6M/940	DL6X6M/940 39W/940 LED MP AC	3,6	597	11	597	4400 lm
42 606 65	DL6X6MED/940	DL6X6MED/940 39W/940 LED MP AC	3,6	597	11	597	4400 lm
Diana Flat LED 600x600, opal diffuser (O) or micro-prismatic optics (M), tunable white 3000-6000 K							
42 607 55	DL6X6O/TW	DL6X6O 40W/830-60 LED O AC	3,6	597	12	597	3500 lm
42 607 23	DL6X6M/TW	DL6X6M 40W/830-60 LED MP AC	3,6	597	12	597	3500 lm
Diana Flat LED 300x1200, opal diffuser							
42 607 09	DL3X12O	DL3X12O 39W/840 LED O AC	4,6	1197	12	297	4250 lm
42 603 18	DL3X12O28	DL3X12O28 25W/840 LED O AC	4,6	1197	12	297	2800 lm
42 606 80	DL3X12OED28	DL3X12OED28 25W/840 LED O AC DALI	4,6	1197	12	297	2800 lm
42 607 16	DL3X12OED	DL3X12OED 39W/840 LED O AC DA	4,6	1197	12	297	4250 lm
42 607 17	DL3X12OELD	DL3X12OELD 39W/840 LED AC 1-10	4,6	1197	12	297	4250 lm
Diana Flat LED 300x1200, micro-prismatic optics							
42 606 93	DL3X12M	DL3X12M 39W/840 LED MP AC	4,6	1197	12	297	3800 lm
42 603 17	DL3X12M28	DL3X12M28 25W/840 LED O AC	4,6	1197	12	297	2500 lm
42 607 06	DL3X12MED	DL3X12MED 39W/840 LED MP AC DALI	4,6	1197	12	297	3800 lm
42 607 08	DL3X12MELD	DL3X12MELD 39W/840 LED AC 1-10V	4,6	1197	12	297	3800 lm
Diana Flat LED 300x300, opal diffuser, spring brackets							
42 606 48	DL3X3	DL3X3 14W/840 LED O AC	1,5	300	12	300	1100 lm
42 606 51	DL3X3ED	DL3X3ED 14W/840 LED O AC DALI	1,5	300	12	300	1100 lm
42 606 54	DL3X3ELD	DL3X3ELD 14W/840 O AC 1-10V	1,5	300	12	300	1100 lm
42 606 49	DL3X3/3K	DL3X3/3K 14W/830 LED O AC	1,5	300	12	300	1000 lm
42 606 52	DL3X3ED/3K	DL3X3ED/3K 14W/830 O AC DALI	1,5	300	12	300	1000 lm
42 606 55	DL3X3ELD/3K	DL3X3ELD/3K 14W/830 O AC 1-10V	1,5	300	12	300	1000 lm
Diana Flat LED accessories							
42 175 82	DL3X12-K	DL3X12-K surface mounting frame, white	2,6	1198	70	302	
42 603 32	DL6X6-KM	DL6X6-KM surface mounting frame, white	2,4	605	51	650	
42 613 60	DL3X12-LK	DL3X12-LK mounting frame for solid ceilings	2,6	1236	66	343	
42 606 61	DL6X6-LK	DL6X6-LK mounting frame for solid ceilings	0,2	637	66	650	
42 175 87	DL6X6-UK30	DL6X6-UK30 embedding frame 30m, white	1,0	595	30	595	
42 175 88	DL6X6-UKR30	DL6X6-UKR30 embedding frame with grid 30mm, white	1,2	595	30	595	
42 175 89	DL6X6-UK54	DL6X6-UK54 embedding frame 50m, white	1,4	595	54	595	
42 175 90	DL6X6-UKR54	DL6X6-UKR54 embedding frame with grid 50mm, white	1,7	595	54	595	
42 606 64	RVDL6X6	RVDL6X6 suspension kit	0,2	140			
42 606 63	RVDL3X12	RVDL3X12 suspension kit	0,3	140			



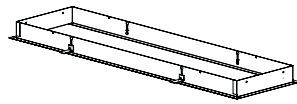
Luminaires per miniature circuit breaker	C10	C16	B10	B16
DL6X60	34	54	34	54
DL6X6030	34	54	34	54
DL6X6022	56	89	56	89
DL6X60ED	43	69	41	66
DL6X60ED30	65	104	41	66
DL6X60ED22	68	111	41	66
DL6X6M	34	54	34	54
DL6X6M30	34	54	34	54
DL6X6M22	56	89	56	89
DL6X6MED	43	69	41	66
DL6X6MED30	65	104	41	66
DL6X6MED22	68	111	41	66



Recess hole (300 x 300mm)



Diana Flat LED DL6X6-KM surface mounting frame




Diana Flat LED DL3X12-LK mounting frame for solid ceilings




RVDL3X12 suspension kit




DL6X6-R400




Diana Flat LED DL6X6-UK30 embedding frame



Diana Flat LED DL6X6-UKR30 embedding frame with grid



Diana Flat LED DL6X6-UK54 embedding frame



Diana Flat LED DL6X6-UKR54 embedding frame with grid