

Aamu

LED



Aamu is an optically advanced module luminaire with easy installation features. Aamu is suitable for offices, schools and commercial areas or almost anywhere, when high-quality, energy-efficient, extremely controlled glare free light is needed.

Helvar ActiveAhead

ActiveAhead is a self-learning, wirelessly networked and future proof control system. ActiveAhead luminaires listen and learn by themselves and from each other to make sure that there is always light on your way. Plug'n play, no programming or commissioning needed.

DALI

DALI drivers enable luminaires to be connected to DALI based control systems and Smart Buildings. Compared to a fixed output installation, the dimming and individual control capability provided by DALI enables considerable energy savings and control, depending on luminaire specifications.

Tunable White

Ensto luminaires with Tunable White -solution are a base for Human Centric lighting. You can integrate Ensto TW -luminaires into numerous control systems which operate steplessly between 2700 K and 6500 K. Tunable White -solution is perfect for modern office use.

Dimming

Ensto can provide many dimming possibilities for luminaires. 1-10V, Switch Dim, DALI and base light are just few examples of possibilities to change the light output to fit your premises.

Optics

Ensto luminaires include variable possibilities for optical solutions to choose from. Symmetric, wide and many others, our product families have several options for light distribution and -output to fit your project and demand.

"Four letters to optical supremacy, modular luminaire of tomorrow."





Special model with 625 mm front panel



Special model with 3 light sources



Special model with 4 light sources

Structure

- › Body white (RAL 9016) powder-coated steel sheet
- › Low luminance reflector anodized aluminium, UGR < 19
- › Contact protection polycarbonate
- › IP20
- › Connected load and luminaire luminous flux, see table
- › LED module lifespan $T_a=25\text{ °C}$:
 >100 000 h (L70)
 100 000 h (L80)
 71 000 h (L90)
- › LED driver lifetime $T_a=25\text{ °C}$:
 100 000 h (max. 10 % failure rate)
- › DPML6X6/TW-models Tunable white with DALI controlled control gear
- › ActiveAhead-models equipped with Helvar ActiveAhead concept sensor and control gear

Mounting

- › To the T-list ceiling (600x600)
- › Surface mounting with separate frame
- › To hidden T-bar ceiling with DPML-HTB mounting kit
- › To plasterboard ceiling with DPML-CSB mounting kit
- › Basic- and ActiveAhead-models -o- 3x2,5 mm² DALI-, and Tunable White-models -o- 5x2,5 mm²
- › Linect-connection as a standard, check the suitable connector type from the product management

Made to order

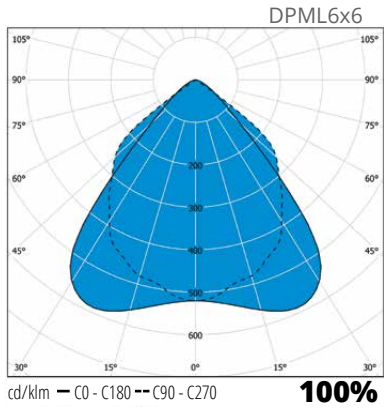
- › With 600x600 or 625x625-front panel
- › With luminaire integrated sensors. Check sensor specific availability from the product management.
- › With EnstoNET connector
- › -o- 5x2,5 mm² connection to basic and ActiveAhead models

E number	Type	Product name	Kg	Connected load	Luminous flux
Aamu 600x600					
42 903 95	DPML6X6	DPML6X6 LED 31W/840	4,5	31	3820 lm
42 903 97	DPML6X6/3K	DPML6X6/3K LED 34W/830	4,5	34	4000 lm
Aamu 600x600 DALI					
42 915 08	DPML6X6ED	DPML6X6ED LED 31W/840 DALI	4,5	31	3820 lm
42 915 10	DPML6X6ED/3K	DPML6X6ED/3K LED 34W/830 DALI	4,5	34	4000 lm
Aamu 600x600 with ActiveAhead - sensor and control gear					
42 915 32	DPML6X6AA	DPML6X6AA LED 31W/840 AA	4,5	31	3820 lm
42 915 34	DPML6X6AA/3K	DPML6X6AA/3K LED 34W/830 AA	4,5	34	4000 lm
Aamu 600x600 Tunable White					
42 903 98	DPML6X6/TW	DPML6X6/TW LED 40W/827-865	4,5	40	4000 lm



E number	Type	Product name	Kg	Connected load	Luminous flux	
Aamu 600x600 - 2 light sources closely spaced						
-	DPML6X6N	DPML6X6N LED 31W/840	4,5	31	3790 lm	
-	DPML6X6N/3K	DPML6X6N/3K LED 34W/830	4,5	34	4000 lm	
Aamu 600x600 DALI - 2 light sources closely spaced						
-	DPML6X6NED	DPML6X6NED LED 31W/840 DALI	4,5	31	3790 lm	
-	DPML6X6NED/3K	DPML6X6NED/3K LED 34W/830 DALI	4,5	34	4000 lm	
Aamu 600x600 with ActiveAhead - sensor and control gear - 2 light sources closely spaced						
-	DPML6X6NAA	DPML6X6NAA LED 31W/840 AA	4,5	31	3790 lm	
-	DPML6X6NAA/3K	DPML6X6NAA/3K LED 34W/830 AA	4,5	34	4000 lm	
Aamu 600x600 Tunable White - 2 light sources closely spaced						
-	DPML6X6N/TW	DPML6X6N/TW LED 40W/827-865	4,5	40	4000 lm	
Aamu 600x600 - 3 light sources						
-	DPML6X6T	DPML6X6T LED 51W/840	5,3	51	6600 lm	
-	DPML6X6T/3K	DPML6X6T/3K LED 51W/830	5,3	51	6000 lm	
Aamu 600x600 DALI - 3 light sources						
-	DPML6X6TED	DPML6X6TED LED 51W/840 DALI	5,3	51	6600 lm	
-	DPML6X6TED/3K	DPML6X6TED/3K LED 51W/830 DALI	5,3	51	6000 lm	
Aamu 600x600 with ActiveAhead - sensor and control gear - 3 light sources						
-	DPML6X6TAA	DPML6X6TAA LED 51W/840 AA	5,3	51	6600 lm	
-	DPML6X6TAA/3K	DPML6X6TAA/3K LED 51W/830 AA	5,3	51	6000 lm	
Aamu 600x600 Tunable White - 3 light sources						
-	DPML6X6T/TW	DPML6X6T/TW LED 60W/827-865	5,3	60	6000 lm	
Aamu 600x600 - 4 light sources						
-	DPML6X6Q	DPML6X6Q LED 67W/840	6,0	67	8770 lm	
-	DPML6X6Q/3K	DPML6X6Q/3K LED 68W/830	6,0	68	8000 lm	
Aamu 600x600 DALI - 4 light sources						
-	DPML6X6QED	DPML6X6QED LED 67W/840 DALI	6,0	67	8770 lm	
-	DPML6X6QED/3K	DPML6X6QED/3K LED 68W/830 DALI	6,0	68	8000 lm	
Aamu 600x600 with ActiveAhead - sensor and control gear - 4 light sources						
-	DPML6X6QAA	DPML6X6QAA LED 67W/840 AA	6,0	67	8770 lm	
-	DPML6X6QAA/3K	DPML6X6QAA/3K LED 68W/830 AA	6,0	68	8000 lm	
Aamu accessories						
				Length	Height	Width
42 606 18	DL6X6-K	DL6X6-K surface mounting frame, white	1,0	640	66	650
42 903 15	DPML-CSB	DPML mounting kit for plasterboard ceiling				
42 903 18	DPML-HTB	DPML mounting kit for concealed grid ceiling				

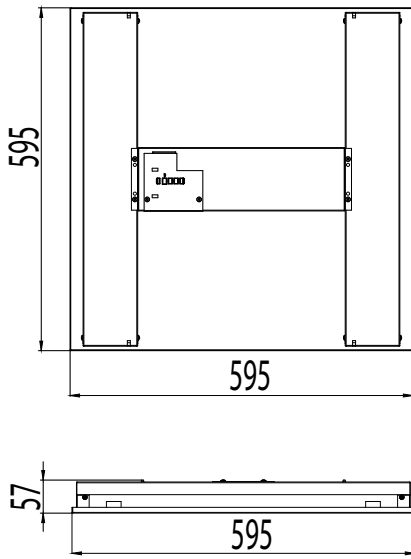
Luminaires per miniature circuit breaker	B10	B16	C10	C16
DPML6X6	40	64	40	64
DPML6X6ED	11	18	19	31
DPML6X6T	13	21	22	36
DPML6X6TED	11	18	19	31
DPML6X6Q	13	21	22	36
DPML6X6QED	11	18	19	31



Linect connection as a standard (DALI)



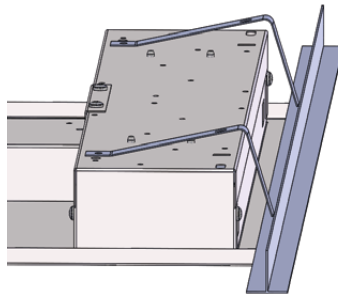
Special model with EnstoNET-connector



Mounting to the terminal block (DALI)



Linect EnstoNET-adaptor (DALI)



Mounting kit for concealed grid ceiling

Aamu can be installed as standard to T-list ceiling. Surface mount, plaster-board ceiling and concealed grid installation with accessories.



Surface mounting frame