

Tableau de choix Rail strut

profils R21: 41 x 21 & profils R41: 41 x 41 perforée

Profil en C		Type	Profil	Epaisseur	L3000mm	L6000mm	L3000mm	L6000mm	L3000mm	L3000mm	L3000mm	L6000mm
41 x 21 mm		R21S	Seul	1,5 mm	VG342180		VG342183				VG342184	
				2,0 mm	VG343230		VG343233		VG343236	VG343238	VG343234	
				2,5 mm	VG343240		VG343243				VG343244	
		R21SP	Seul	2,0 mm	VG348049							

Profil en C		Type	Profil	Epaisseur	L3000mm	L6000mm	L3000mm	L6000mm	L3000mm	L3000mm	L3000mm	L6000mm
41 x 41 mm		R41S	Seul	1,5 mm	VG343740		VG343743				VG343744	
				2,0 mm	VG343750		VG343753		VG343756	VG343758	VG343754	
				2,5 mm	VG345200	VG345260	VG345203	VG345263			VG345204	VG345264
41 x 41 mm		R41SP	Seul	1,5 mm	VG343610		VG343613				VG343614	
				2,0 mm	VG343930		VG343933		VG343936		VG343934	
41 x 41 mm		R41D	Double	2,0 mm							VG341744	
				2,5 mm	VG342010		VG342013					
		R41DP	Double	2,5 mm	VG343770		VG343773					

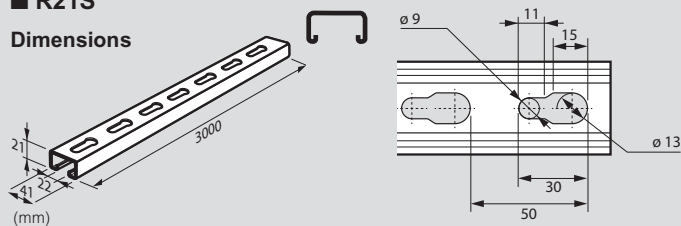
Pour des conseils sur différents profils, par exemple non perforés, différentes longueurs, voir ecatleg.be

Caractéristiques techniques

Produits certifiés conformément au paragraphe 10.8.1 figures 6a et 6b de la norme IEC EN 61537 avec fixation sur un support rigide.

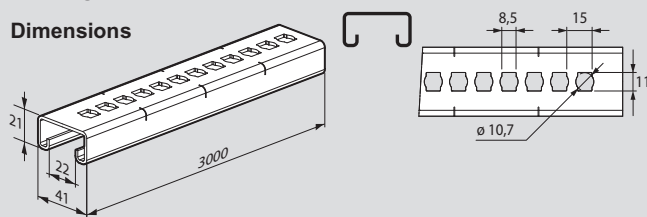
■ R21S

Dimensions



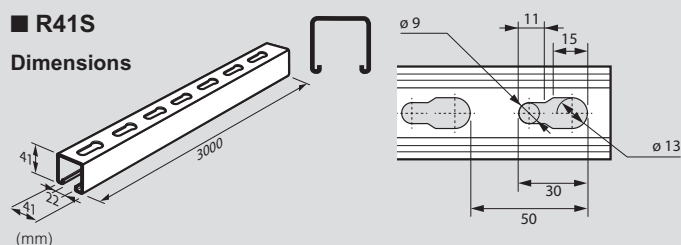
■ R21SP

Dimensions



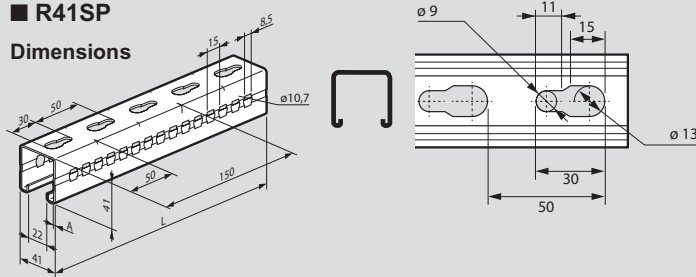
■ R41S

Dimensions



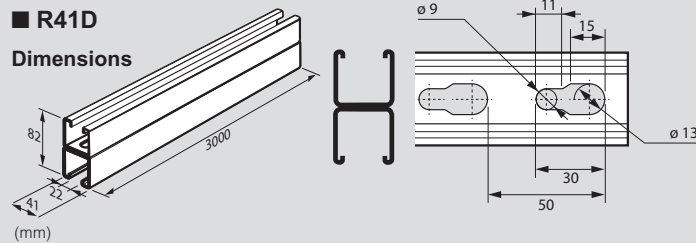
■ R41SP

Dimensions



■ R41D

Dimensions



■ R41DP

Dimensions

