




Keor SPE RT

SINGLE-PHASE UPS

Rack version from 750 to 3000 VA



SUSTAINABILITY

Corporate Social Responsibility

Green management and sustainable supply chain: these concepts are part of Legrand's Corporate Social Responsibility, which is the company's commitment to drawing up a strategy and implementing it with practical actions aimed at socially responsible behaviour towards everything around it, such as people, things and environment.

CSR involves the management of human resources, the organisation and division of labour and the management of natural resources. CSR aims to assess the impact that the company's actions and decisions have internally, but also externally, on the stakeholders and the environment.

BUSINESS ECOSYSTEM

or how Legrand interacts ethically with the whole ecosystem of its activities.

PEOPLE

or how Legrand engages with all of its employees and stakeholders.

ENVIRONMENT

or how Legrand intends to limit the Group's environmental impact.



Circular economy

We are committed to creating a system that involves all stakeholders to share values, objectives and actions in order to control and reduce the environmental impact of all our economic and production processes, reduce waste and environmental impact and transform what would once have been defined as «waste» into new resources. Controlling these aspects has an impact on the entire life cycle of the product, starting from the design of new concepts and new specifications for the materials the UPS is made of; this is possible through responsible design and procurement processes (so-called «green procurement»), with a strong focus on research and the use of innovative materials from the circular economy and alternative raw materials. When a product ends its life, all these materials can become high value-added resources that can be used in other production cycles.



Digitalisation

Many of our documents are now available in a digital format to view on a PC or smartphone, not only making them always accessible but also reducing the amount of paper we use. Digitalisation also becomes an important driver of the circular economy, since it allows the use of tools for performance data analysis and preventive diagnostics, both useful for optimising the life cycle and durability of the product.

Efficiency

Our R&D team is constantly working on the development of increasingly efficient UPSs that allow high and incremental performance with minimum energy dissipation; with regard to CO₂ emissions, we are implementing processes and products that represent an improvement in the percentage of carbon footprint compared to the past.

But efficiency is not only synonymous with high performance.

For us, efficiency also means ecodesign: this implies that the UPS is designed to be easily repaired, maintained and it's easy to separate its components.

This means increasing the durability of our UPSs and the possibility of reusing and recycling them at the end of their life.



EPD/PEP

For each product family we draw up an EPD (Environmental Product Declaration) or PEP (Profil Environnemental Produit) in line with ISO 14025: it is a declaration that is a sort of environmental photograph of the product.

The EPD is drawn up according to the concept of Life Cycle Assessment: it examines the environmental impact of a product throughout its life cycle, from the development of product specifications to the choice of materials to be used and the end-of-life destination of the product itself.

UPservice contains the full documentation of UPS products in digital format.

This tool allows to reduce the use of paper documents in favour of the digital format for the benefit of a lower environmental impact. Visit our website ups.legrand.com to download the app.

SUPPORTED BY
UPSERVICE

Keor SPE RT

rack version

SINGLE-PHASE UPS

The Legrand UPS Keor SPE RT is an uninterruptible power supply with Line-Interactive technology and a pure sinewave output.

With a reversible screen*, the Keor SPE RT is a convertible UPS that can be used in both tower and 19" rack configurations.

It delivers a rated power from 750 to 3000 VA, is managed by a microprocessor, is equipped with integrated self-diagnostics and works on cold-start.

The most intelligent and efficient network power protection is combined with a refined aesthetic design. Keor SPE RT is equipped internally with valve-regulated, hermetically sealed lead accumulator batteries. The batteries can be easily replaced thanks to a specific door located on the front of the UPS.

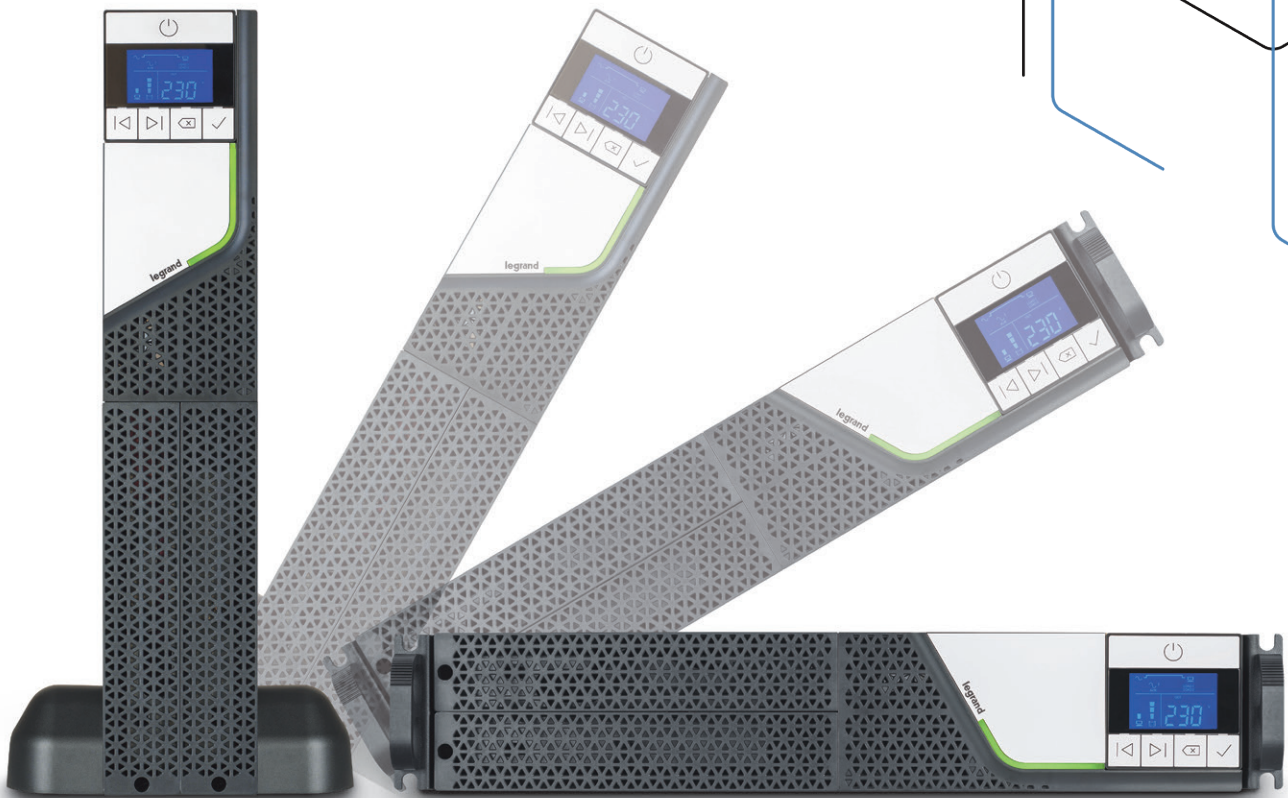
The presence of an electronic stabiliser (AVR) inside the UPS provides the connected loads with effective protection against any interference in the electrical mains.



The main features of Keor SPE RT are:

- Configurable PF from 0.7 to 0.9 dependent on requirement
- Available from 1U to 3U
- Reliability
- User friendly convertible LCD and navigation
- Hot swappable battery
- Identical external battery cabinets
- Multiple programmable outlets
- 2 dry contacts
- Cold start (DC power on)





Perfect communication




Keor SPE RT is equipped with smart communication ports and it can be connected to a PC through the USB and the RS232 serial port, thus allowing the user to monitor its operation – through a free software - and carry out an emergency shutdown of Windows and Linux operating systems.




User friendly LCD display

The 5-button control panel and LED bar allow easy use of the display and quick and intuitive reading of UPS signals.

LED Bar:

-  **GREEN:** Everything is OK on UPS. Load is protected.
-  **ORANGE:** The load is supplied by UPS, but an alarm is active, a check is required.
-  **RED:** The load is not supplied by UPS. Ongoing emergency.



Keor SPE RT rack version

Line Interactive UPS - Single phase VI-SS



Characteristics

- Convertible Rack/Tower (19" rack)
- Wide input voltage range and frequency
- Convertible display helps to use both for tower and rack applications
- USB, RS232 and SNMP: all works simultaneously
- EPO (adjustable as NC/NO via LCD)
- Extended battery cabinet for RT 2U/3U Models
- 2-Dry Contacts: input failure and battery low alarm

UPS Keor SPE RT						
Item	Size (Number of units)	Nominal power (VA)	Active power (W)	Backup time (min)	Number of sockets (10A/16A) IEC	Communication
3 110 65	1U	750	525	10	5 / -	USB & RS232 – SNMP slot
3 110 66	1U	1000	700	7	5 / -	
3 110 67	2U	1000	800	8	8 / -	
3 110 68	1U	1500	1050	8	5 / -	
3 110 69	2U	1500	1200	10	8 / -	
3 110 70	2U	2200	1980	8	8 / 1	
3 110 71	3U	2200	1980	8	8 / 1	
3 110 72	2U	3000	2700	6	8 / 1	
3 110 73	3U	3000	2700	6	8 / 1	

UPS Keor SPE RT UK						
Item	Size (Number of units)	Nominal power (VA)	Active power (W)	Backup time (min)	Number of sockets (10A/16A) IEC	Communication
3 112 60	1U	750	525	10	5 / -	USB & RS232 – SNMP slot
3 112 61	1U	1000	700	7	5 / -	
3 112 62	2U	1000	800	12	8 / -	
3 112 63	1U	1500	1050	8	5 / -	
3 112 64	2U	1500	1200	10	8 / -	
3 112 65	2U	2200	1980	11	8 / 1	
3 112 66	3U	2200	1980	11	8 / 1	
3 112 67	2U	3000	2700	6	8 / 1	
3 112 68	3U	3000	2700	6	8 / 1	

Battery cabinets	
3 110 74	For UPS ref. 3 110 67
3 110 75	For UPS ref. 3 110 69 – 3 112 62 – 3 112 64
3 110 76	For UPS ref. 3 110 70 – 3 110 71
3 110 77	For UPS ref. 3 110 72 – 3 110 73 – 3 112 65 – 3 112 66 – 3 112 67 – 3 112 68

Accessories	
3 109 52	Rack support bracket kit for 2U and 3U models
3 109 53	External manual by-pass
3 110 78	10 A British Standard cable for 3 112 60 - 3 112 61 - 3 112 62 - 3 112 63 - 3 112 64
3 110 79	16 A British Standard cable for 3 112 65 - 3 112 66 - 3 112 67 - 3 112 68



Product Environmental Profile



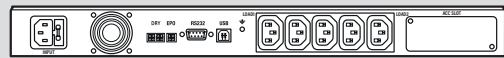
UPService platform

NOTE: The stated back-up times in minutes are estimated and may vary according to the load characteristics, operating conditions and environment.

In accordance with its policy of continuous improvement, the Company reserves the right to change specifications and designs without notice. All illustrations, descriptions, dimensions and weights in this catalogue are given as a guide only.

Characteristics

Keor SPE - 1 Units

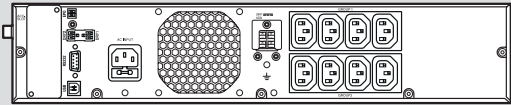


3 110 65 / 3 110 66 / 3 112 60 / 3 112 61

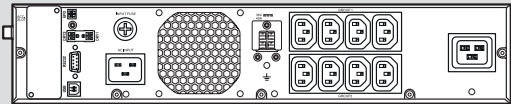


3 110 68 / 3 112 63

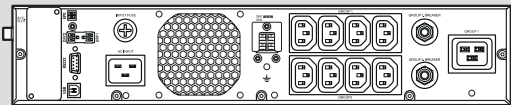
Keor SPE - 2 Units



3 110 67 / 3 110 69 / 3 112 62 / 3 112 64

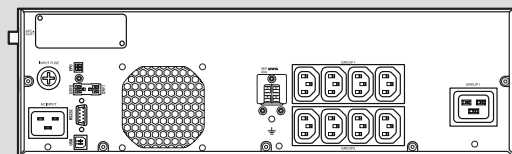


3 110 70 / 3 112 65




3 110 72 / 3 112 67

Keor SPE - 3 Units



3 110 71 / 3 112 66



3 110 73 / 3 112 68

Keor SPE RT rack version

Line Interactive UPS - Single phase VI-SS

Characteristics

General specifications	3 110 65	3 110 66	3 110 67	3 110 68	3 110 69	3 110 70	3 110 71	3 110 72	3 110 73
	3 112 60	3 112 61	3 112 62	3 112 63	3 112 64	3 112 65	3 112 66	3 112 67	3 112 68
Nominal Power (VA)	750	1000	1000	1500	1500	2200	2200	3000	3000
Active Power (W)	525	700	800	1050	1200	1980	1980	2700	2700
Power Factor	0.7		0.8	0.7	0.8	0.9			
Rack Unit	1U		2U	1U	2U		3U	2U	3U
Technology	Line Interactive VI								
Waveform	Pure sinewave								

Input	
Number of input phases	1Ph
Voltage (V)	Nominal: 230 / Range: 175 - 288 @ full load
Frequency (Hz)	47-63Hz (50/60Hz auto-sensing)

Output	
Output Voltage	230 V, adjustable to 200/208/220/230/240 V
Frequency (Hz)	50 or 60Hz +/- 0.5 %
Programmable Outlets	YES (2-group for 1U) (1-group for 2U/3U)

Batteries	
Battery type	Lead-acid sealed without maintenance (VRLA)
Battery replacement	Front Access (Hot-swappable)
Battery extension	Only 2U/3U: YES (max. 4 pcs)
Charging Time (0-90%)	6-7 hours

Communication and management	
Screen and signalling	Five buttons, display and three-colored LED Bar for real-time control of the status of the UPS
Communication	RS232 - USB - SNMP Slot - EPO - 2-dry contacts
Protections	Electronic circuits against overloads and short-circuit, back-feed, emergency power off (EPO), overtemperature

Physical characteristics	
Dimensions W x H x D (mm)	440 x 44 x 513 440 x 88 x 440 440 x 44 x 557 440 x 88 x 440 440 x 88 x 600 440 x 132 x 500 440 x 88 x 600 440 x 132 x 500
Net weight (kg)	13.5 16.9 16.8 17.5 28.3 29.5

Environmental conditions	
Operating temperature	0 – 40°C / +32°F – + 104° F
Relative humidity range (%)	0 – 95% (Non-Condensing)
Storage temperature	0 °C +50 °C / +32 °F to +122 °F
Protection degree	IP20
Acoustic Noise at 1m (dBA)	< 40 < 45 < 50 < 45 < 50 < 55

Estimated content of circular economy derived materials*	
- Product alone	10%
- Packaging only	47%
- Total recyclability value of the product	15%
Recyclability rate calculated using the method described in technical report IEC/TR 62635**	≈ 77%

Conformity	
Reference product standards	IEC/EN 62040-1, IEC/EN 62040-2, IEC/EN 62040-3

Battery cabinets	
Legrand references	3 110 74 3 110 75 3 110 76 3 110 77
Dimensions	440 x 86.5 x 440
Net weight without batteries (kg)	18.1 22.2 18.1 22.2

* The calculation of materials from the circular economy was done according to the new standard CEI/TR 62635.

**This value is based on data collected from a technological channel operating on an industrial basis. It does not pre-validate the effective use of this channel for end-of-life of this product.



facebook.com/legrand



linkedin/legrand



X.com/legrand



pinterest.com/legrandgroup



youtube.com/user/legrand



instagram.com/legrandnews



legrandgroup.com

**Head Office
and International Department**
87045 Limoges Cedex - France
Phone: + 33 (0) 5 55 06 87 87

