


## IEC SYSTEM FOR MUTUAL RECOGNITION OF TEST CERTIFICATES FOR ELECTRICAL EQUIPMENT (IECEE) CB SCHEME

**CB TEST CERTIFICATE**

Product	<b>Switch for household and similar fixed-electrical installation</b>
Name and address of the applicant	<b>LEGRAND FRANCE</b> 128 AVENUE DU MARECHAL DE LATTRE DE TASSIGNY 87045 LIMOGES CEDEX - FRANCE
Name and address of the manufacturer	<b>LEGRAND FRANCE</b> 128 AVENUE DU MARECHAL DE LATTRE DE TASSIGNY 87045 LIMOGES CEDEX - FRANCE
Name and address of the factory	See Annex
Note: When more than one factory, please report on page 2	<input checked="" type="checkbox"/> Additional Information on page 2
Ratings and principal characteristics	See Annex
Trademark (if any)	
Customer's Testing Facility (CTF) Stage used	/
Model / Type Ref.	Series : ETIKA References : See Annex
Additional information (if necessary may also be reported on page 2)	Supersedes CBTC FR_687796A dated 18/07/2016. Addition of product references <input checked="" type="checkbox"/> Additional Information on page 2
A sample of the product was tested and found to be in conformity with	IEC 60669-1:2017
As shown in the Test Report Ref. No. which forms part of this Certificate	See Annex

This CB Test Certificate is issued by the National Certification Body



LCIE – Laboratoire Central des Industries Electriques  
33, avenue du Général Leclerc – BP8  
FR 92 266 Fontenay aux Roses Cedex  
[www.lcie.fr](http://www.lcie.fr)

Date: 08/02/2019

Signature:   
Manager of Certification Operations



## ANNEX

**Name and address of the factories:****LEGRAND FRANCE**

128 AVENUE DU MARECHAL DE LATTRE DE TASSIGNY  
87045 LIMOGES CEDEX  
FRANCE

**LEGRAND MAGYARORSZAG VILLAMOSSAGI RENDSZEREK ZRT**

IPARTELEPI UT 14 PF 10  
6600 SZENTES  
HUNGARY

**NOVATEUR ELECTRICAL & DIGITAL SYSTEMS PRIVATE LTD**

A-2, SINNAR - MALEGAON VILLAGE MIDC,  
NASHIK PUNE ROAD, DIST : NASHIK  
STATE - MAHARASHTRA  
INDIA - 422113


**LEGRAND (LLC "LEGRAND" ULYANOVSK)**

30 PROEZD INZHENERNY, 5.1  
432072 ULYANOVSK  
RUSSIAN FEDERATION



LCIE – Laboratoire Central des Industries Electriques  
33, avenue du Général Leclerc – BP8  
FR 92 266 Fontenay aux Roses Cedex  
[www.lcie.fr](http://www.lcie.fr)

Date: 08/02/2019



Signature: **Didier BOURGES**  
Manager of Certification Operations

## ANNEX (Continued)

Relevant tests reports : 102524-603947, 102524-603915, 137904-677874A, 132235-666597A, 137904-677874A, 102524-603913, 87006-578294, 87006-578294/7, 102524-605709, 102524-605711, 154428-718605B, 154428-718602

## Mechanisms

Type reference	Reference				Pattern	Actuating member	Terminals	IP	Characteristics	Specificity
	white	ivory	aluminium	anthracite						
6 72X 00	6 722 00	6 723 00			6	R	slt	IP44	10AX 250V~	
6 72X 01 NS001	6 722 01	6 723 01	6 724 01	6 726 01	1	R	slt	IP20	10AX 250V~	
6 72X 02 NS005	6 722 02	6 723 02	6 724 02	6 726 02	5	R	slt	IP20	10AX 250V~	
6 72X 03 NS001	6 722 03	6 723 03	6 724 03	6 726 03	1	R	slt	IP20	10AX 250V~	illuminated
6 72X 04 NS005	6 722 04	6 723 04	6 724 04	6 726 04	5	R	slt	IP20	10AX 250V~	illuminated
6 72X 05 NS006	6 722 05	6 723 05	6 724 05	6 726 05	6	R	slt	IP20	10AX 250V~	-
6 72X 09 PE10V1	6 722 09	6 723 09	6 724 09	6 726 09	7	R	st	IP20	10AX 250V~	-
6 72X 12 NS016	6 722 12	6 723 12	6 724 12	6 726 12	2 x 6	R	slt	IP20	10AX 250V~	
6 72X 13 TRI10V1	6 722 13	6 723 13	6 724 13	6 726 13	3 x 1	R	st	IP20	10AX 250V~	
6 72X 14 NS106	6 722 14	6 723 14	6 724 14	6 726 14	6	RM	slt	IP20	6A 250V~	
6 72X 15 NS006	6 722 15	6 723 15	6 724 15	6 726 15	6	R	slt	IP20	10AX 250V~	illuminated
6 72X 16 NS016	6 722 16	6 723 16	6 724 16	6 726 16	2 x 6	R	slt	IP20	10AX 250V~	illuminated

R : rocker  
 RM : rocker momentary  
 slt : screwless terminals  
 st: screw-type terminals



LCIE – Laboratoire Central des Industries Electriques  
 33, avenue du Général Leclerc – BP8  
 FR 92 266 Fontenay aux Roses Cedex  
[www.lcie.fr](http://www.lcie.fr)



Date: 08/02/2019

Signature: **Didier BOURGES**  
 Manager of Certification Operations

## ANNEX (Continued)

**Characteristics**

pattern number	see table below
Contact opening (gap)	normal gap
degree of protection	see table
Method of mounting	Flush type surface type with surface boxe
Method of installation	design A
type of terminals	see table below
Rated current (A) or (AX)	see table below

**Accessories****Pilot light**

References	Designation
7 645 21	230V
7 645 26	

**surface boxe**

Type reference	References		Designation
	white	ivory	
6 725 X0	6 725 10	6 725 20	1 gang
6 725 X0	6 725 30	6 725 40	2 gang

**Mosaic adaptor with claw**

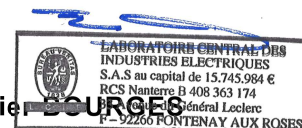
Type references	References	Designation
6 72x 89	6 722 89	White



LCIE – Laboratoire Central des Industries Electriques  
33, avenue du Général Leclerc – BP8  
FR 92 266 Fontenay aux Roses Cedex  
[www.lcie.fr](http://www.lcie.fr)

Date: 08/02/2019

Signature: **Didier SOURCES**  
Manager of Certification Operations



## ANNEX (End)


## Cover plate

Type references	References	Designation
6 725 X0	6 725 A0	1 gang IP44 IK 07
6 725 X1	6 725 B1	1 gang
6 725 X2	6 725 B2	2 gang
6 725 X3	6 725 B3	3 gang
6 725 X4	6 725 B4	4 gang
6 725 X5	6 725 B5	5 gang
6 725 X6	6 725 C6	1 gang label holder

A = 5	B = 0	C = 0	white
A = 6	B = 1	C = 1	ivory
	B = 2		pebble
	B = 3		red
	B = 4		fougere
	B = 5	C = 5	aluminium
	B = 6		prune
	B = 7		cacao
	B = 8	C = 8	anthracite



LCIE – Laboratoire Central des Industries Electriques  
33, avenue du Général Leclerc – BP8  
FR 92 266 Fontenay aux Roses Cedex  
[www.lcie.fr](http://www.lcie.fr)



Date: 08/02/2019

Signature: **Didier BOURGEOIS**  
Manager of Certification Operations