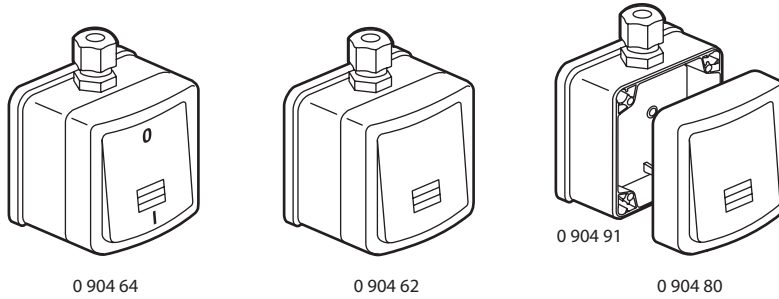


Plexo™ 66

Two-way switches and push-buttons

Cat. No(s): 0 904 60/62/64/80/82/84



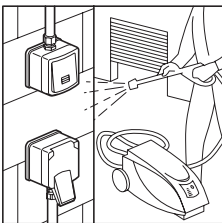
1. USE

Lighting control mechanism with a transparent indicator for the locating Watertight products intended to be installed inside or outside premises subject to:

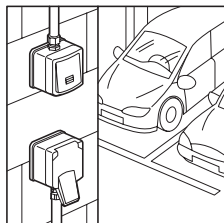
- frequent cleaning (jet cleaner at 70 to 90 bars, 70 to 80° C)
- disinfectants
- aggressive chemicals
- bad weather
- shocks.

SERVICE INDUSTRY

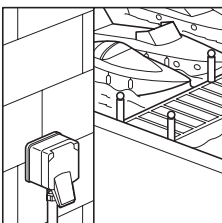
Jet cleaning
 of foam canon
 (agri-food industry)
 < 90 bars < 80°



Garage




Port

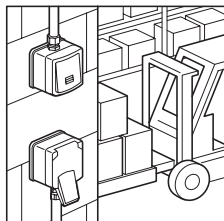


SEMI-INDUSTRIAL

Car wash
 and wash unit




Shock risk
 Warehouse - Traffic



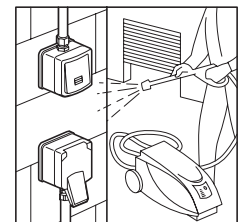
1. USE (continued)

SEMI-INDUSTRIAL (continued)

Auction rooms,
 port facilities



Organic waste
 storage sites
 (rubbish dumps, farm sites)
 Gas emissions



2. RANGE

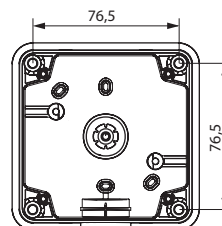
Complete	Modular	Description
0 904 60	0 904 80	Two-way switch with indicator
0 904 64	0 904 84	Two-pole two-way switch with indicator
0 904 62	0 904 82	Push-button with indicator

3. INSTALLATION

Fixing

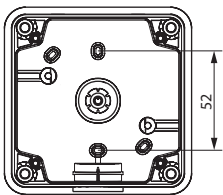
- Screw the back box on the support using 2 x 4 - 4.5 mm Ø screws
- 3 possible fixing.

IP 66 watertight fixing whatever the surface

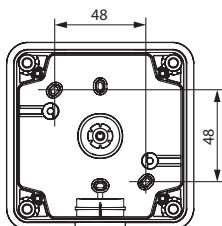


3. INSTALLATION (continued)

Vertical fixing (center distance Plexo 55) IP 66 IK 08



Diagonal fixing whatever surface (center distance Plexo 57)



4. CONNECTION

■ 4.1 Connecting to conductors

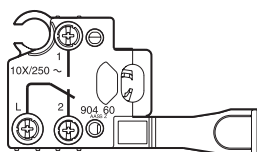
Type of terminals: with screws

Terminals capacity: - min.: 1 x 2.5 mm²

- max.: 3 x 2.5 mm² - 2 x 4 mm²

Screwdriver: flat 3.5 to 5 mm
or Philips No 1

Wiring



■ 4.2 Connection to conductors

Type of conduit: cable type 1000 R02V rigid or flexible (same characteristics).

Type of entry gland:



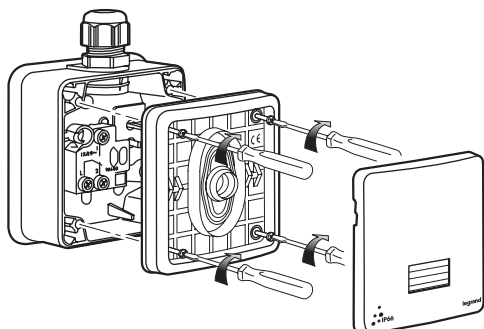
Cable gland ISO 20 supplied mounted on monobloc Ref. 0 904 65/66
Supplied with stopping plug for rear wiring.

■ 4.3 Assembly

4 coarse-pitch screws are used to ensure that the front part (cover mechanism) of the box is kept locked.

(Min. tightening torque for IP 66: 0.5 Nm).

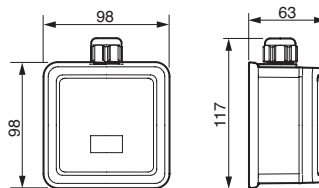
Modular devices can be fitted on all boxes with 2, 3 positions placed horizontally or vertically ref. 0 904 91/92/93.



5. OVERALL DIMENSIONS (mm)

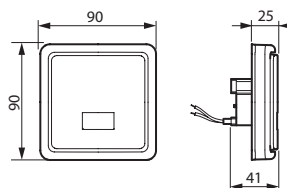
■ 5.1 Integrate ref. 0 904 60/62/64

Luminous (lamps ref. 0 899 01/02/06/07)



■ 5.2 Modular ref. 0 904 82/84

Luminous (lamps ref. 0 899 01/02/06/07)



6. TECHNICAL CHARACTERISTICS

■ 6.1 Mechanical characteristics

Protection against solid bodies and liquids: IP 66

Protection against mechanical impact: IK 08

■ 6.2 Material characteristics

Halogen free

UV resistant

Resistance to saline mist: 7 days (168 h)

Self-extinguishing:

+ 850° C / 30 s for insulating parts holding live parts in place

+ 650° C / 30 s for other parts made of insulating materials.

■ 6.3 Electrical characteristics

Cat. Nos	Voltage	Current	Frequency
0 904 60 - 0 904 80	250 V~	10 AX	4-50 Hz
0 904 64 - 0 904 84	250 V~	10 A	4-50 Hz
0 904 62 - 0904 82	250 V~	6 A	4-50 Hz

■ 6.4 Climatic characteristics

Storage temperature: - 25° C to + 70° C

Use temperature: - 25° C to + 40° C

7. MAINTENANCE

Jet cleaning, max.: 90 bars - water: 80° C

Superficial cleaning with a dry cloth or cloth soaked in soapy water.

Acetone, tar remover or trichloroethylene must not be used.

Caution: A preliminary test should be carried out if other specific cleaning products are to be used.

9. STANDARDS AND APPROVALS

Compliant with installation and manufacturing standards.

Refer to e-catalogue.