


RX³

ESSENTIAL PROTECTION



[--> CATALOG PAGES INSIDE](#)

THE **GLOBAL SPECIALIST**
IN ELECTRICAL AND DIGITAL BUILDING INFRASTRUCTURES

 **legrand**[®]

NEW RX³ RANGE

ESSENTIAL PROTECTION

The new RX³ range of RCDs and MCBs provides a response to the essential requirements on residential or small business sites, protecting against short-circuits, overloads and residual current faults.



RCDS



THE BREADTH OF THE RANGE COVERS THE ESSENTIAL REQUIREMENTS OF SITES: 2 CURVES, 2 BREAKING CAPACITIES AND RESIDUAL CURRENT PROTECTION

- $I_n = 25$ to 63 A
- 2P
- Sensitivity:
AC type 30/100/300 mA - A type 30 mA
- Conform to standard IEC 61008-1



IDEAL FOR BUILDINGS IN
THE RESIDENTIAL AND
SMALL BUSINESS SECTORS
(OFFICES, SHOPS, ETC.)

THERMAL-MAGNETIC CIRCUIT BREAKERS



- $I_n = 3$ to 63 A
- 1P/2P/3P/4P
- Breaking capacity 4500 and 6000 at 230/400 V \sim
- Breaking capacity 6000 and 10000 at 127/220 V \sim
- B and C curve
- Conform to standard IEC 60898-1

NEW RX³ RANGE

SAFE, RELIABLE AND EASY TO INSTALL



SAFE, EASY WIRING:

- IP2X insulated terminals
- Large capacity terminals 35 mm²
- Rising clamp terminals
- Compatible with Phillips or flat screwdriver



SIMPLE, VISIBLE MARKING


- Easy to use, visible marking area whatever the position of the handle
- Clear, simple, indelible marking for easy identification of the product



QUICK IDENTIFICATION OF THE FUNCTIONS

- 2 handle colours:
- Black for circuit breakers
 - Grey for RCDs

BISTABLE CLIPS:

Easy positioning or removal of the product on its DIN rail





AN ATTRACTIVE, WELL THOUGHT-OUT DESIGN FOR SAFETY AND COMFORT

- A well-designed shape and careful choice of material for the devices enables air to circulate, limiting any temperature rise between each circuit breaker
- Neat, attractive finish for greater ease of use

RX³ THE GUARANTEE OF A SAFE, RELIABLE RANGE

Long-lasting electrical endurance

10,000 operations

Use under extreme conditions

-25°C to +70°C

Optimum protection in the event of short-circuits

Limitation class 3

Quality guaranteed by international approvals



MCBs RX³ 4500

thermal magnetic MCBs from 3 A to 63 A
B and C curves



4 021 55

4 021 90

4 022 09

Conform to IEC 60898-1

Do not accept auxiliaries, and add-on modules

Breaking capacity:

[4500] - IEC 60898-1 - 230/400 V~

4.5 kA - IEC 60947-2 - 230/400 V~

[6000] - IEC 60898-1 - 127/220 V~

6 kA - IEC 60947-2 - 127/220 V~

MCBs RX³ 6000

thermal magnetic MCBs from 3 A to 63 A
B and C curves



4 023 14

4 023 38

Conform to IEC 60898-1

Do not accept auxiliaries, and add-on modules

Breaking capacity:

[6000] - IEC 60898-1 - 230/400 V~

6 kA - IEC 60947-2 - 230/400 V~

[10000] - IEC 60898-1 - 127/220 V~

10 kA - IEC 60947-2 - 127/220 V~

Pack	Cat.Nos		Nominal rating In (A)	Number of modules
	B curve	C curve		
10	4 021 02	4 021 51	3	1
10	4 021 03	4 021 52	6	1
10	4 021 04	4 021 53	10	1
10	4 021 07	4 021 54	13	1
10	4 021 05	4 021 55	16	1
10	4 021 06	4 021 56	20	1
10	4 021 07	4 021 57	25	1
10	4 021 08	4 021 58	32	1
10	4 021 09	4 021 59	40	1
10	4 021 10	4 021 60	50	1
10	4 021 11	4 021 61	63	1

Single pole 230/400 V~

Pack	Cat.Nos		Nominal rating In (A)	Number of modules
	B curve	C curve		
10	4 022 69	4 023 09	3	1
10	4 022 70	4 023 10	6	1
10	4 022 71	4 023 11	10	1
10	4 022 72	4 023 12	13	1
10	4 022 72	4 023 13	16	1
10	4 022 73	4 023 14	20	1
10	4 022 74	4 023 15	25	1
10	4 022 75	4 023 16	32	1
10	4 022 76	4 023 17	40	1
10	4 022 77	4 023 18	50	1
10	4 022 78	4 023 19	63	1

Single pole 230/400 V~

Pack	Cat.Nos		Nominal rating In (A)	Number of modules
	B curve	C curve		
5	4 021 21	4 021 82	3	2
5	4 021 22	4 021 83	6	2
5	4 021 23	4 021 84	10	2
5	4 021 24	4 021 85	13	2
5	4 021 24	4 021 86	16	2
5	4 021 25	4 021 87	20	2
5	4 021 26	4 021 88	25	2
5	4 021 27	4 021 89	32	2
5	4 021 28	4 021 90	40	2
5	4 021 29	4 021 91	50	2
5	4 021 30	4 021 92	63	2

2-pole 230/400 V~

Pack	Cat.Nos		Nominal rating In (A)	Number of modules
	B curve	C curve		
5	4 022 79	4 023 20	3	2
5	4 022 80	4 023 21	6	2
5	4 022 81	4 023 22	10	2
5	4 022 82	4 023 23	13	2
5	4 022 82	4 023 24	16	2
5	4 022 83	4 023 25	20	2
5	4 022 84	4 023 26	25	2
5	4 022 85	4 023 27	32	2
5	4 022 86	4 023 28	40	2
5	4 022 87	4 023 29	50	2
5	4 022 88	4 023 30	63	2

2-pole 230/400 V~

Pack	Cat.Nos		Nominal rating In (A)	Number of modules
	B curve	C curve		
1	4 021 31	4 021 93	3	3
1	4 021 32	4 021 94	6	3
1	4 021 33	4 021 95	10	3
1	4 021 34	4 021 96	13	3
1	4 021 34	4 021 97	16	3
1	4 021 35	4 021 98	20	3
1	4 021 36	4 021 99	25	3
1	4 021 37	4 022 00	32	3
1	4 021 38	4 022 01	40	3
1	4 021 39	4 022 02	50	3
1	4 021 40	4 022 03	63	3

3-pole 400 V~

Pack	Cat.Nos		Nominal rating In (A)	Number of modules
	B curve	C curve		
1	4 022 89	4 023 31	3	3
1	4 022 90	4 023 32	6	3
1	4 022 91	4 023 33	10	3
1	4 022 92	4 023 34	13	3
1	4 022 92	4 023 35	16	3
1	4 022 93	4 023 36	20	3
1	4 022 94	4 023 37	25	3
1	4 022 95	4 023 38	32	3
1	4 022 96	4 023 39	40	3
1	4 022 97	4 023 40	50	3
1	4 022 98	4 023 41	63	3

3-pole 400 V~

Pack	Cat.Nos		Nominal rating In (A)	Number of modules
	B curve	C curve		
1	4 021 41	4 022 04	3	4
1	4 021 42	4 022 05	6	4
1	4 021 43	4 022 06	10	4
1	4 021 44	4 022 07	13	4
1	4 021 44	4 022 08	16	4
1	4 021 45	4 022 09	20	4
1	4 021 46	4 022 10	25	4
1	4 021 47	4 022 11	32	4
1	4 021 48	4 022 12	40	4
1	4 021 49	4 022 13	50	4
1	4 021 50	4 022 14	63	4

4-pole 400 V~

Pack	Cat.Nos		Nominal rating In (A)	Number of modules
	B curve	C curve		
1	4 022 99	4 023 42	3	4
1	4 023 00	4 023 43	6	4
1	4 023 01	4 023 44	10	4
1	4 023 02	4 023 45	13	4
1	4 023 02	4 023 46	16	4
1	4 023 03	4 023 47	20	4
1	4 023 04	4 023 48	25	4
1	4 023 05	4 023 49	32	4
1	4 023 06	4 023 50	40	4
1	4 023 07	4 023 51	50	4
1	4 023 08	4 023 52	63	4

4-pole 400 V~

RCDs RX³ and LR

residual current circuit breakers from 25 A to 80 A
AC and A types



4 020 25



6 021 53

Conform to IEC 61008-1

- AC type : detect AC component faults
- A type : detect AC and DC component faults

Pack	Cat.Nos	RX ³ RCDs 2-pole - 230 V \sim		Number of modules
		AC type 30 mA		
		In (A)		
1	4 020 24	25		2
1	4 020 25	40		2
1	4 020 26	63		2
1	4 020 27	80		2
		AC type 100 mA		
1	4 020 28	25		2
1	4 020 29	40		2
1	4 020 30	63		2
		AC type 300 mA		
1	4 020 32	25		2
1	4 020 33	40		2
1	4 020 34	63		2
		A type 30 mA		
1	4 020 36	25		2
1	4 020 37	40		2
1	4 020 38	63		2

Pack	Cat.Nos	LR RCDs 4-pole - 400 V \sim		Number of modules
		AC type 30 mA		
		In (A)		
1	6 021 46	25		4
1	6 021 47	40		4
		AC type 100 mA		
1	6 021 49	25		4
1	6 021 50	40		4
		AC type 300 mA		
1	6 021 52	25		4
1	6 021 53	40		4
		A type 30 mA		
1	6 021 94	40		4
1	6 021 95	63		4

LR/RX³ cross reference list

■ Cross reference list

LR/RX³ MCBs, breaking capacity 6000

Nominal rating In (A)	B Curve MCBs		C Curve MCBs	
	LR Cat.No	RX ³ Cat.No	LR Cat.No	RX ³ Cat.No
Single pole 230/400 V				
3	-	4 022 69	-	4 023 09
6	6 049 02	4 022 70	6 048 02	4 023 10
10	6 049 03	4 022 71	6 048 03	4 023 11
13	6 049 04	-	6 048 04	4 023 12
16	6 049 05	4 022 72	6 048 05	4 023 13
20	6 049 06	4 022 73	6 048 06	4 023 14
25	6 049 07	4 022 74	6 048 07	4 023 15
32	6 049 08	4 022 75	6 048 08	4 023 16
40	6 049 09	4 022 76	6 048 09	4 023 17
50	6 049 10	4 022 77	6 048 10	4 023 18
63	6 049 11	4 022 78	6 048 11	4 023 19
2-pole 230/400 V				
3	-	4 022 79	-	4 023 20
6	6 049 17	4 022 80	6 048 17	4 023 21
10	6 049 18	4 022 81	6 048 18	4 023 22
13	6 049 19	-	6 048 19	4 023 23
16	6 049 20	4 022 82	6 048 20	4 023 24
20	6 049 21	4 022 83	6 048 21	4 023 25
25	6 049 22	4 022 84	6 048 22	4 023 26
32	6 049 23	4 022 85	6 048 23	4 023 27
40	6 049 24	4 022 86	6 048 24	4 023 28
50	6 049 25	4 022 87	6 048 25	4 023 29
63	6 049 26	4 022 88	6 048 26	4 023 30
3-pole 230/400 V				
3	-	4 022 89	-	4 023 31
6	6 049 32	4 022 90	6 048 32	4 023 32
10	6 049 33	4 022 91	6 048 33	4 023 33
13	-	-	6 048 34	4 023 34
16	6 049 35	4 022 92	6 048 35	4 023 35
20	6 049 36	4 022 93	6 048 36	4 023 36
25	6 049 37	4 022 94	6 048 37	4 023 37
32	6 049 38	4 022 95	6 048 38	4 023 38
40	6 049 39	4 022 96	6 048 39	4 023 39
50	6 049 40	4 022 97	6 048 40	4 023 40
63	6 049 41	4 022 98	6 048 41	4 023 41
4-pole 230/400 V				
3	-	4 022 99	-	4 023 42
6	-	4 023 00	6 048 47	4 023 43
10	-	4 023 01	6 048 48	4 023 44
13	-	-	-	4 023 45
16	-	4 023 02	6 048 50	4 023 46
20	-	4 023 03	6 048 51	4 023 47
25	-	4 023 04	6 048 52	4 023 48
32	-	4 023 05	6 048 53	4 023 49
40	-	4 023 06	6 048 54	4 023 50
50	-	4 023 07	6 048 55	4 023 51
63	-	4 023 08	6 048 56	4 023 52

LR/RX³ 2-pole RCDs

Nominal rating In (A)	AC type		A type	
	LR Cat.No	RX ³ Cat.No	LR Cat.No	RX ³ Cat.No
2-pole 230 V\sim 30 mA				
25	6 021 36	4 020 24	-	4 020 36
40	6 021 37	4 020 25	6 021 93	4 020 37
63	6 021 38	4 020 26	-	4 020 38
80	-	4 020 27	-	-
2-pole 230 V\sim 100 mA				
25	6 021 39	4 020 28	-	-
40	6 021 40	4 020 29	-	-
63	-	4 020 30	-	-
2-pole 230 V\sim 300 mA				
25	6 021 42	4 020 32	-	-
40	6 021 43	4 020 33	-	-
63	6 021 44	4 020 34	-	-



EXB 10264 - March 2012 - Pictures: Istockphoto

FOLLOW US ALSO ON

- @ www.legrand.com
-  www.youtube.com/legrand
-  twitter.com/@legrand



World Headquarters
and International Department
87045 Limoges Cedex - France
☎ : + 33 (0) 5 55 06 87 87
Fax: + 33 (0) 5 55 06 74 55