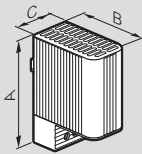


Heat regulation for cabinets and enclosures

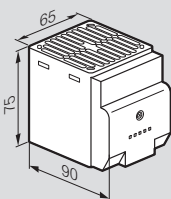
Dimensions (mm)

Cat.Nos 0 353 06/07/08/09

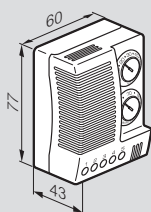


Cat.Nos	Power	A	B	C
0 353 06	20 W	98	75	38
0 353 07	50 W	110	90	60
0 353 08	100 W	110	90	60
0 353 09	150 W	150	90	60

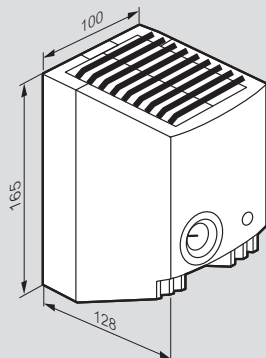
Cat.No 0 353 10



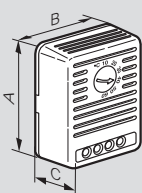
Cat.No 0 353 12



Cat.No 0 348 06



Cat.Nos 0 348 47/48 and 0 353 11

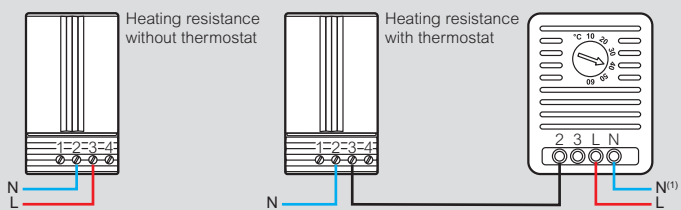


Cat.Nos	A	B	C
0 348 47	67	51	34
0 348 48	67	51	34
0 353 11	64	43	34

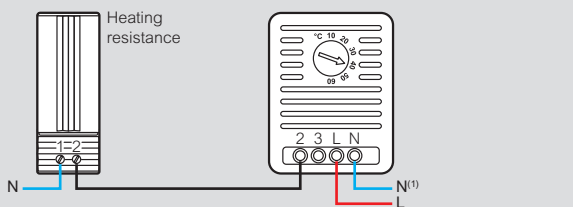
Vertical mounting at the bottom of the cabinet:
 Recommended clearance around heat regulation products for optimal air circulation :
 - for Cat.Nos 0 348 47 and 0 353 11/12 > 50 mm
 - for Cat.Nos 0 348 06 and 0 353 10 > 150 mm or more for sensitive devices
 - do not cover

Wiring diagram

Cat.Nos 0 353 07/08/09

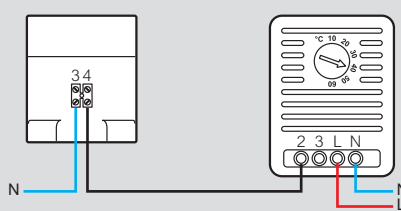


Cat.No 0 353 06



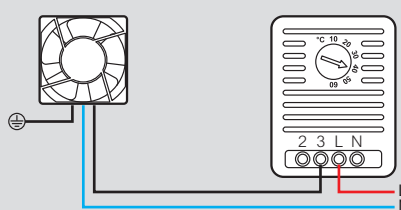
Wiring diagram (continued)

Cat.No 0 353 10



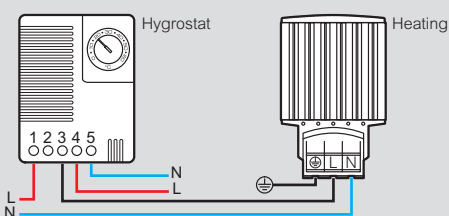
Thermostat Cat.Nos 0 348 47/48

Ventilator

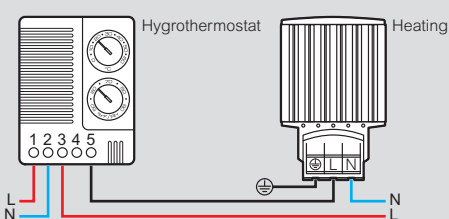


Thermostat Cat.Nos 0 348 47/48

Cat.No 0 353 11



Cat.No 0 353 12



1: Connection accelerating resistance