



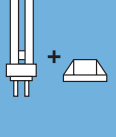



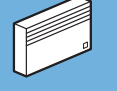
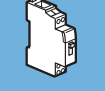


# Mosaic™ Programme mechanisms

## maximum loads

### Switches and dimmers maximum loads at 230 V $\sim$

Cat.Nos	 Incandescent or halogen lamps	 ELV halogen or compact fluorescent with ferromagnetic transformer	 ELV halogen or compact fluorescent or LED with electronic transformer	 Fluorescent tube with electronic or ferromagnetic transformer	 LED or fluorescent load with 0-10 V electronic ballast	 Compact fluorescent and dimmable compact fluorescent bulb	 LED and dimmable LED bulb	 Motor	 Backup heating system	 Contactor
<b>Energy saving switches</b>										
0 770 15 0 792 15	12 W 150 W	12 VA 150 VA	12 VA 150 VA	12 VA 100 VA	-	12 W 60 W	50 mA 650 mA	12 W 60 W	50 mA 650 mA	-
<b>Radio dimmer</b>										
0 746 87	7 W 300 W	35 VA 300 VA	10 VA 300 VA	35 VA 300 VA	-	9 W <sup>(2)</sup> 60 W (10 lamps maxi)	5 W <sup>(3)</sup> 60 W (10 lamps maxi)	-	-	-
<b>Sensitive switches</b>										
0 766 66	1000 W	500 VA	500 VA	500 VA	-	500 VA	-	100 VA	1000 W	$I_{max} \leq 2A$
<b>Dimmer switches</b>										
0 784 02	100 W 1000 W	100 VA 1000 VA	100 VA 1000 VA	-	-	-	-	-	-	-
0 784 04	-	-	-	-	40 VA 600 VA	-	-	-	-	-
0 784 05	40 W 600 W	40 VA 600 VA	-	-	-	-	-	-	-	-
0 784 07 0 792 07	3 W 400 W	3 VA 400 VA	3 VA 400 VA	3 VA 200 VA	-	3 W <sup>(2)</sup> 75 W (10 lamps maxi)	3 W <sup>(3)</sup> 75 W (10 lamps maxi)	-	-	-
<b>Switch sensors</b>										
0 784 50	400 W	200 VA	200 VA	150 VA	-	50 W	50 W	-	-	-
0 784 58 0 792 47 0 784 59	3 W 250 W	3 VA 250 VA	3 VA 250 VA	3 VA 250 VA	-	3 W <sup>(4)</sup> 100 W	3 W <sup>(4)</sup> 100 W	-	-	-
0 784 52 0 784 54 0 792 58	2000 W	1000 VA	1000 VA	10 x (2 x 36 W)	-	250 VA	500 VA	-	2000 W	$I_{max} \leq 2A$
<b>Timer switch</b>										
0 784 20	1000 W	400 VA	400 VA	-	-	-	-	250 VA	1840 W	-
<b>Programmable time switch</b>										
0 784 25	1200 W	1800 VA	2300 VA	-	-	100 VA <sup>(1)</sup>	-	1800 VA	-	-
<b>Touch switch</b>										
0 787 09	1000 W	500 VA	500 VA	500 VA	-	500 VA	500 VA	100 VA	1000 W	$I_{max} \leq 2A$

1: Does not work with dimmable compact fluorescent bulb

2: Works with dimmable CFL

3: Works with dimmable LED bulbs

4: When several sensors on the same circuit, the minimum load increases