

# Batibox™

flush-mounting boxes for masonry



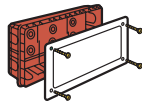
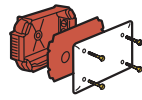
0 819 40



0 819 60

**Complete junction boxes**

Pack	Cat.Nos	Box ext. dim. (mm)	Cover dim. (mm)
10	0 892 71	85 x 85 x 40	100 x 100
10	0 892 72	120 x 120 x 40	140 x 140
10	0 892 73	165 x 115 x 40	190 x 135
10	0 892 74	175 x 175 x 40	195 x 195
10	0 892 75	230 x 180 x 50	255 x 210
<b>Large capacity</b>			
2	0 892 77	400 x 180 x 70 mm	
2	0 892 78	390 x 245 x 70 mm	



**Box for concrete walls**

50	0 819 40	<b>One-gang box</b> For mounting - in wooden casing alone, - with blanking cover Cat.No 0 819 72 Fixing of screw or claw-mounting wiring accessories with ring Cat.No 0 819 60 Can be combined side by side with cover Cat.No 0 819 71 (consult us)	
----	----------	--	--



20	0 819 72	<b>Cover for concrete boxes</b> Installation/blanking cover used for installation on wooden casing or for blanking in back to back mounting	
----	----------	--	--



20	0 819 60	<b>Ring</b> Ø64 mm ring for 1-gang box Cat.No 0 819 40 Supplied with screws	
----	----------	--	--



**Accessory**

20	0 801 97	<b>Screw</b> Long screw Ø3 mm length 40 mm for all Batibox boxes	
----	----------	---	--




1	0 778 83	<b>Fixing accessory</b> Fits on Batibox boxes for masonry and concrete, for fixing directly in the wall The Soliroc plate can be fixed onto this accessory with no need for drilling or using plugs in the wall 1-gang, can be joined to create 2-gang
---	----------	---

# Batibox™

flush-mounting boxes for masonry


**Installation**



Horizontal or vertical joining of 1 gang boxes (Cat.No 0 801 41)



The sides can be removed before or after joining



The screws are supplied with protection cap (against plaster)