


# Viking™ 3 accessories for terminal blocks



End stop 0 375 10, screwless mounting



0 375 11 with label holder 0 395 96



0 375 12 with CAB 3 labelling

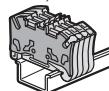
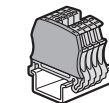
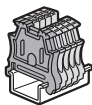




0 375 13 with label holder Duplix 0 384 98



Technical characteristics p. 337

Pack	Cat.Nos	Rails for cutting to length
10	0 374 04	Length 2 m
10	0 374 07	┌ EN 60715 depth 7.5 mm
10	0 477 22	┌ depth 15 mm
10	0 477 23	┌ depth 7.5 mm with oblong holes
10	0 477 23	┌ depth 15 mm with oblong holes
10	0 394 49	<b>45° mounting bracket</b> Set of 2 supports for 45° rail slope Supplied with 4 M6 screws, nuts and washers (PC-ABS)
20	0 364 66	<b>Adaptor</b> For mounting on rail ┌ equipment fitting on rail ┌ Width 17 mm Increase equipment height for 6 mm
50	0 375 10	<b>End stops</b> Accept CAB 3 markers <b>Automatic 6 mm pitch</b> Screwless mounting For rails ┌ depth 15 mm and ┌ EN 60715 depth 7.5 mm and 15 mm Accepts label holder Cat.No 0 395 96 Acts as end cap for screw terminal blocks 1 entry/1 outlet 5, 6, 8 and 10 mm pitch
20	0 375 11	<b>8 mm pitch</b> For rails ┌ depth 15 mm and ┌ EN 60715 depth 7.5 mm and 15 mm Accepts label holder Cat.No 0 395 96
10	0 375 12	<b>10 mm pitch</b> For rails ┌ depth 15 mm and ┌ EN 60715 depth 7.5 mm (except for rail fixed on plate) and 15 mm For supporting protection or shielding bar: - Brass bar Cat.Nos 0 373 00/01 - Copper bar 12 x 4 mm with clamps Cat.No 0 373 02 - IP 2X terminal block with flat steel bar 12 x 2 mm Cat.No 0 048 19 (p. 200) - Copper bar 12 x 4 mm Cat.No 0 373 49 or 0 373 89 (p. 306) - Shielding bar 10 x 3 mm Cat.No 0 375 34 (p. 334)
20	0 375 13	<b>12 mm pitch</b> For rails ┌ EN 60715, ┌ depth 15 mm and ┌ EN 60715 depth 7.5 mm and 15 mm After cutting out the upper divider, can be labelled using Duplix label holder Cat.No 0 384 98



Pack	Cat.Nos	Identification accessories
20	0 395 96	Transparent label holder with variable angle Fixing on end stops Cat.Nos 0 375 10/11 Supplied with label 32 x 9.5 mm Can take label Cat.No 0 395 97
20	0 395 97	Label for engraving 28 x 9.5 mm For label holder Cat. No 0 395 96. Flexible ABS
10	0 395 98	White background, black engraving Black felt tip pen for permanent marking
		
		<b>End caps</b> Grey
		<b>For screw terminal blocks</b>
100	0 375 50	1 entry/1 outlet 5, 6, 8 and 10 mm pitch
20	0 375 51	1 entry/1 outlet 12 and 15 mm pitch
20	0 375 52	2 entries/2 outlets
20	0 375 53	2 levels
20	0 375 54	3 levels
20	0 375 55	Disconnect type 6 mm pitch and function blocks 5 mm pitch
20	0 375 56	Disconnect type fuse cartridge 5 x 20 with screwed plug
10	0 375 57	Disconnect for measurement
		<b>For spring terminal blocks with 5 mm pitch</b> Allows the block to become 6 mm pitch and take a flexible wire fitted with a 4 mm <sup>2</sup> ferrule (p. 340)
50	0 375 86	1 entry/1 outlet
50	0 375 87	1 entry/2 outlets
20	0 375 88	2 entries/2 outlets
20	0 375 89	2 levels
20	0 375 90	<b>For spring terminal blocks with 6 mm pitch</b> Disconnect type
		<b>Connection of protective conductors</b>
		<b>Additional brass bar</b> Length 416 mm, 12 x 6.5 mm cross-section Fits directly on integrated supports in XL <sup>3</sup> 160 cabinet or on rail ┌ with wire guides Cat.No 0 200 94 or on support end stop Cat.No 0 375 12 - 36 holes Ø5.3 mm (1.5 to 10 mm <sup>2</sup> ) - 2 holes Ø9 mm (35 mm <sup>2</sup> )
1	0 373 00	
		<b>Brass bar for protective conductor</b> Length 456 mm, 12 x 6.5 mm cross-section - 36 holes Ø5.3 mm (1.5 to 10 mm <sup>2</sup> ) - 2 holes Ø9 mm (35 mm <sup>2</sup> ) - 4 holes Ø6.5 mm (2.5 to 16 mm <sup>2</sup> ) Fits onto functional uprights with supplied lugs
1	0 373 01	
		<b>Flat copper bar 12 x 4 with clamps</b> Supplied with clamp connectors (40 x 1.5 to 4 mm <sup>2</sup> , 4 x 6 to 16 mm <sup>2</sup> , 1 x 35 mm <sup>2</sup> ) Length 455 mm Fits onto functional uprights in XL <sup>3</sup> 400 cabinets and enclosures or on rail with wire guides Cat.No 0 200 94
1	0 373 02	