


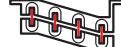
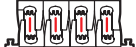







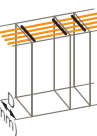







# Busbars supports selection for XL<sup>3</sup> enclosures

## standard distribution

Max. In (A)		Flat copper bars						
		400	800	1000	1600	4000	6300	
Mounting	Supports	 0 373 10	 0 373 15	 0 373 20	 0 373 21	 0 373 22/23	 0 373 24/25	 0 373 12/13
		<b>XL<sup>3</sup> 400</b>						
	Vertical at back of cabinet or enclosure		●					
	Vertical at back of cable sleeve	●						
<b>XL<sup>3</sup> 800</b>								
	Vertical at back of cabinet or enclosure		● + 0 373 14					
	Vertical at back of internal cable sleeve	●						
	Vertical at back of external cable sleeve			●				
<b>XL<sup>3</sup> 4000</b>								
	Main horizontal at top or at bottom of cabinet	D : 475				● + 0 205 51 <sup>(5)</sup>		
		D : 725				● + 0 205 52	● <sup>(5)</sup>	
		D : 975				● + 0 205 53	● <sup>(1)</sup>	
	Horizontal transfer	D : 725				● + 0 205 51	● <sup>(4+5)</sup>	
		D : 975				● + 0 205 52	●	
	Vertical lateral inside cable sleeve	D : 475		● + 0 205 51	● + 0 205 51	● + 0 205 51		
		D : 725		● + 0 205 52	● + 0 205 52	● + 0 205 52	●	
		D : 975		● + 0 205 53	● + 0 205 53	● + 0 205 53	● <sup>(1)</sup>	
	Vertical lateral inside cabinet behind upright	D : 725		● + 0 205 51		● + 0 205 51		
		D : 975		● + 0 205 52		● + 0 205 52	●	
	Vertical at back of cabinet	W : 475		● + 0 205 51		● + 0 205 51 <sup>(2)</sup>		
		W : 725	● + 0 373 14	● + 0 205 52		● + 0 205 52		
		W : 975		● + 0 205 53		● + 0 205 53		
	Horizontal at back of cabinet	W : 475		● <sup>(3)</sup> + 0 205 51		● <sup>(3)</sup> + 0 205 51	● <sup>(3)</sup> + 0 205 51	
		W : 725		● <sup>(3)</sup> + 0 205 52		● <sup>(3)</sup> + 0 205 52	● <sup>(3)</sup> + 0 205 52	
		W : 975		● <sup>(3)</sup> + 0 205 53		● <sup>(3)</sup> + 0 205 53	● <sup>(3)</sup> + 0 205 53	

1: With upright Cat.No 0 205 20 in cable sleeve - 2: Depth min. 725 mm - 3: Fixed supports only - 4: Inside complementary cable sleeve - 5: Partial chassis